

Missouri Weekly Agricultural Market Prices and Trends

College of Agriculture, Environmental and Human Sciences (CAEHS)
 Lincoln University Cooperative Extension (LUCE)
 Agricultural Economics and Marketing Program (AEMP)

AGRICULTURAL MARKET PRICES BULLETIN

Edited by Dr. Eleazar Gonzalez

This weekly bulletin aims to provide market prices and trends of main Missouri agricultural products and help Missouri stakeholders, including farmers, ranchers, and consumers, make informed decisions when marketing and finding prices for farm products. Agricultural products include two categories: Animal origin products and plant-origin products. Prices indicate the average weekly value of each product. The bulletin offers prices for selected crops and livestock products. The publication reports beef-livestock market prices paid at live auctions in five regions of Missouri (Southwest, Northeast, Central Region, Southeast, and Northwest). In addition, other livestock market prices, such as sheep, goats, pork, whole milk, and eggs, are also reported. All information and discussion in this bulletin are the responsibility of the authors. If you want more information on the previous publication, visit the [Agricultural Economics and Marketing website.](#)

CONTENT:

1. Missouri Crop Market	
a. Conventional horticulture and specialty crops market prices	2
b. Organic horticulture and specialty crops market prices.....	3
2. Missouri Livestock Market	
a. Beef Prices:	
Southwest Region.....	5
Northwest Region.....	6
Northeast Region	7
Southeast Region.....	8
Central Region.....	8
b. Small Ruminants Market Prices.....	9
c. Beef box prices.....	9

MISSOURI CROP MARKETS

The bulletin shows market prices of selected crops that consumers demand all year round. The publication compares weekly specialty and horticultural produce prices from conventional and organic production systems. As shown in Table 1 below. Organic production systems offer a high-value market for products when comparing both weeks. Prices of conventionally grown products led to a lower value market; however, product price volatility was observed in different product trends in both production systems. Market price reports vary weekly; if the price indicates zero, no price was reported that week.

Table 1: Conventional Horticultural and Specialty Crops Prices

Conventional Crop Price/lb	NATIONAL			SOUTH CENTRAL		
	Week 34	Week 33	%Change	Week 34	Week 33	%Change
Broccoli, Hybrid (1 lb)	\$1.41	\$1.08	30.56%		\$2.88	
Carrots (1 lb)	\$0.64	\$0.50	28.00%	\$0.62		
Cauliflower (1 lb)	\$1.18	\$1.34	-11.94%	\$1.49	\$2.88	-48.26%
Garlic (Sleeve)	\$1.46	\$1.32	10.61%	\$1.49	\$1.50	-0.67%
Green Onions (Bunch)	\$0.78	\$0.72	8.33%	\$0.99	\$0.60	65.00%
Grass Mix, Large Round (bale)						
Hemp Seed (8 oz)	\$8.57	\$7.88	8.76%		\$9.99	
Lettuce, Romaine (Each)	\$2.41	\$2.73	-11.72%	\$1.63		
Lettuce, Green Leaf (Each)	\$1.41	\$2.90	-51.38%	\$1.09		
Pepper, Green Bell (1 lb)	\$1.25	\$1.66	-24.70%			
Pepper, Jalapeño (1 lb)	\$1.22	\$1.35	-9.63%	\$1.33	\$1.38	-3.62%
Onion, Dry White (1 lb)	\$0.97	\$0.71	36.62%	\$0.99	\$0.75	32.00%
Onion, Yellow (1 lb)	\$0.70	\$0.60	16.67%	\$0.70	\$0.76	-7.89%
Potatoes, Russet (1 lb)	\$1.48	\$1.21	22.31%	\$1.39	\$1.18	17.80%
Spinach (Bunch)	\$0.99	\$0.79	25.32%		\$3.18	
Tomatoes, Vine Ripe (1 lb)	\$1.85	\$1.39	33.09%	\$1.73	\$1.34	29.10%
Watermelon, Red Seedless (Each)	\$5.34	\$5.13	4.09%	\$5.54	\$4.67	18.63%
Pumpkin (1 lb)						
Zucchini, Squash (1 lb)	\$1.45	\$1.40	3.57%	\$1.44	\$1.39	3.60%

Source: Agricultural Economics and Marketing Program with data from USDA- Agriculture Marketing Service <https://www.ams.usda.gov/Specialty Crops Market News Divisionhttps://www.ams.usda.gov/mnreports/fwretail.pd>

*Specialty crops are defined in law as "fruits and vegetables, tree nuts, dried fruits and horticulture and nursery crops, including floriculture."

Figure 1. Market prices of conventionally grown products in the US and the South-Central region

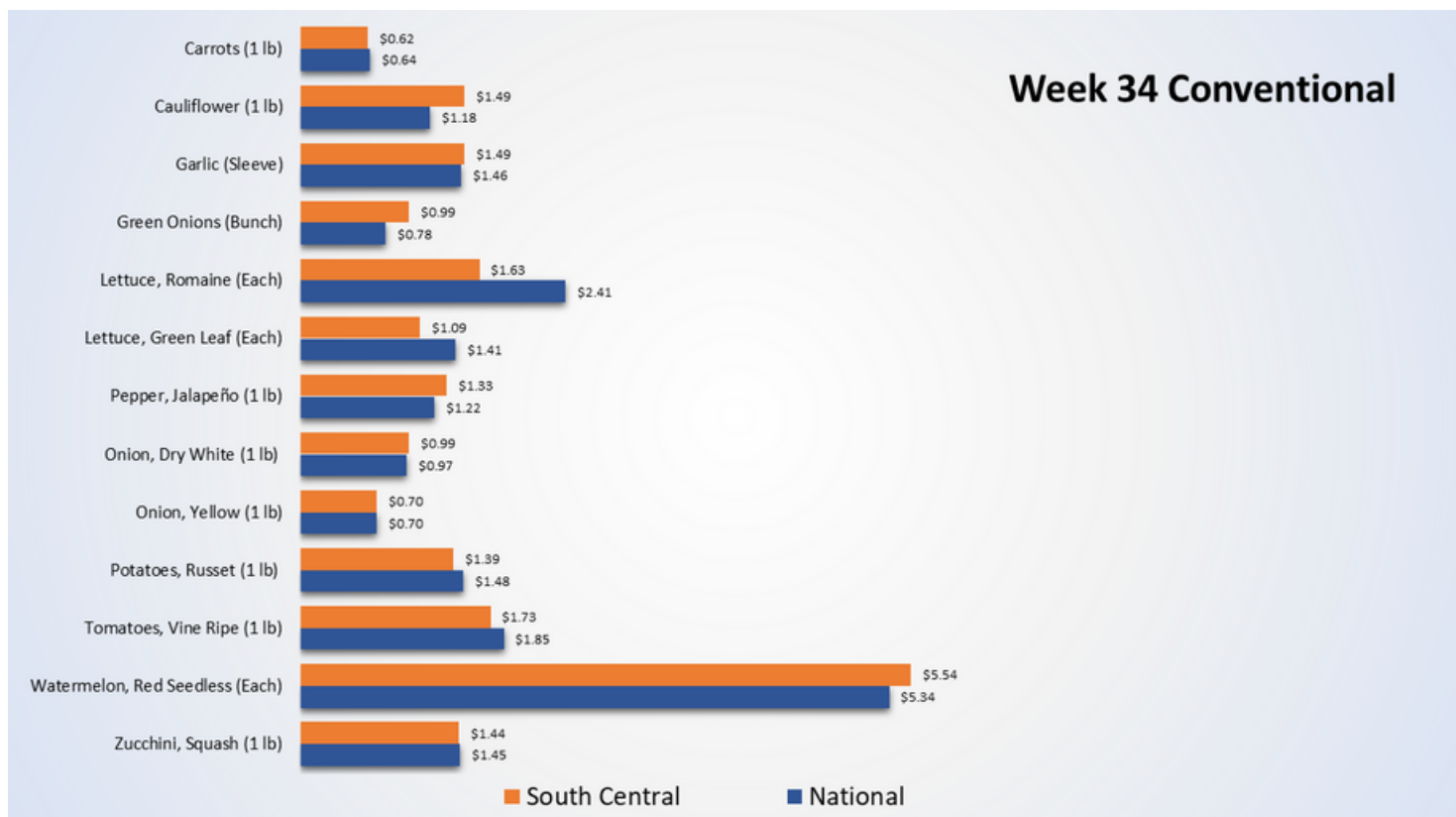


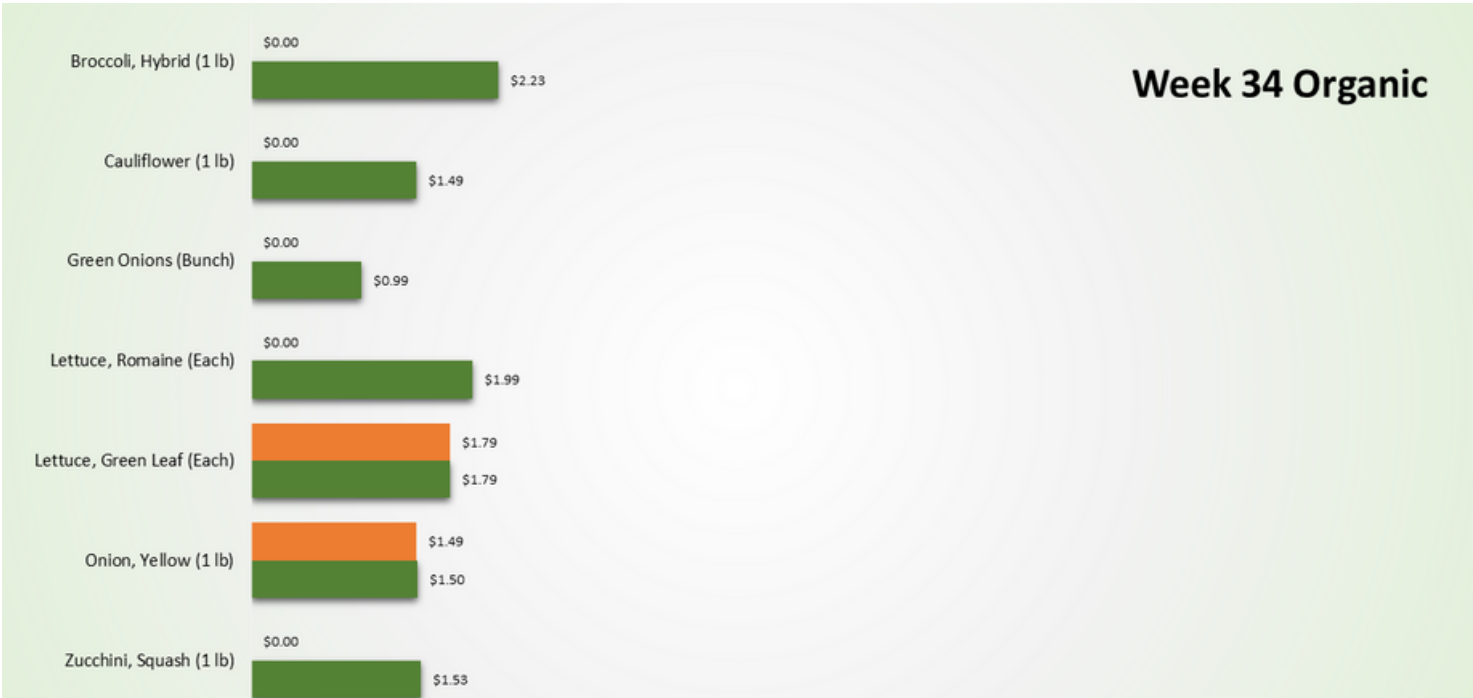
Table 2: Organic Horticultural and Specialty Crops Prices

Organic Crop Price/lb	NATIONAL		SOUTH CENTRAL		
	Week 34	Week 33	Week 34	Week 33	
Broccoli, Hybrid (1 lb)	\$2.23	\$2.36	-5.51%		
Carrots (1 lb)		\$1.63		\$1.50	
Cauliflower (1 lb)	\$1.49	\$2.35	-36.60%		
Garlic (Sleeve)					
Green Onions (Bunch)	\$0.99	\$0.98	1.02%		
Grass Mix, Large Round (bale)					
Hemp Seed (8 oz)		\$9.89		\$9.89	
Lettuce, Romaine (Each)	\$1.99	\$2.48	-19.76%		
Lettuce, Green Leaf (Each)	\$1.79	\$1.79	0.00%	\$1.79	\$1.79 0.00%
Pepper, Green Bell (1 lb)		\$1.83			
Pepper, Jalapeño (1 lb)					
Onion, Dry White (1 lb)					
Onion, Yellow (1 lb)	\$1.50	\$1.49	0.67%	\$1.49	\$1.49 0.00%
Potatoes, Russet (1 lb)					
Spinach (Bunch)				\$3.34	
Tomatoes, Vine Ripe (1 lb)					
Watermelon, Red Seedless (Each)					
Pumpkin (1 lb)					
Zucchini, Squash (1 lb)	\$1.53	\$2.11	-27.49%		\$1.49

Source: Agricultural Economics and Marketing Program with data from USDA- Agriculture Marketing Service <https://www.ams.usda.gov/Specialty Crops Market News Divisionhttps://www.ams.usda.gov/mnreports/fvwretail.pdf>

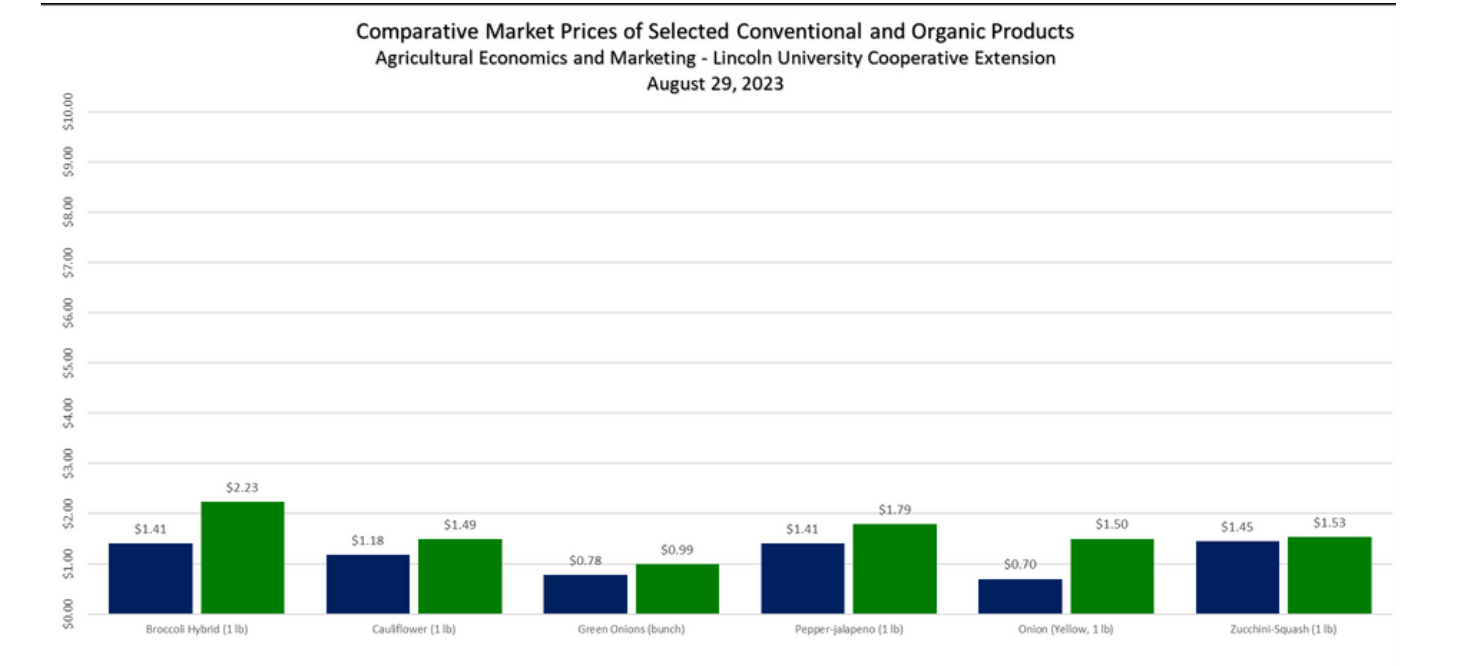
*Specialty crops are defined in law as "fruits and vegetables, tree nuts, dried fruits and horticulture and nursery crops, including floriculture."

Figure 2. Market prices of organic products in the US and the South-Central region



Source: Agricultural Economics and Marketing Program with data from USDA- Agriculture Marketing Service <https://www.ams.usda.gov/Specialty Crops Market News Divisionhttps://www.ams.usda.gov/mnreports/fvwretail.pd>
*Specialty crops are defined in law as "fruits and vegetables, tree nuts, dried fruits and horticulture and nursery crops, including floriculture.

Figure 3. Comparative Market Prices of Selected Conventional and Organic Products



Source: Agricultural Economics and Marketing Program with data from USDA- Agriculture Marketing Service <https://www.ams.usda.gov/Specialty Crops Market News Divisionhttps://www.ams.usda.gov/mnreports/fvwretail.pd>
*Specialty crops are defined in law as "fruits and vegetables, tree nuts, dried fruits and horticulture and nursery crops, including floriculture.

MISSOURI LIVESTOCK MARKETS

Market prices for livestock in Missouri are reported from the National Beef Wire database and USDA sources. Beef prices at live auctions report medium and large weight Classes. Steers and heifers with less than 600 pounds are medium-weight class, and steers and heifers with 600 pounds or more are large-weight class.

Table 3: Beef Prices in the Southwest Region

SOUTHWEST REGION							
Four State Stockyards - Exeter, MO				Auction date: Tuesdays			
	August 22, 2023			August 15, 2023			
MARKET	Total Heads	Avg. Weight lbs	\$ CWT	Total Heads	Avg. Weight lbs	\$ CWT	% Change
Medium Steers < 600 lbs	122.00	465.50	\$269.94	282.00	455.00	\$273.94	-1.46%
Large Steers ≥ 600 lbs	78.00	738.00	\$237.55	419.00	797.25	\$238.05	-0.21%
Total/Average Steers	200.00	601.75	\$253.74	701.00	626.13	\$255.99	-0.88%
Medium Heifers < 600 lbs	195.00	446.33	\$242.38	433.00	462.33	\$245.33	-1.20%
Large Heifers ≥ 600 lbs	86.00	780.50	\$196.20	131.00	787.25	\$212.12	-7.50%
Total/Average Heifers	281.00	613.42	\$219.29	564.00	624.79	\$228.72	-4.12%
TOTAL/AVERAGE	481.00	607.58	\$236.52	1,265.00	625.46	\$242.36	-2.41%

Gainesville Livestock Auction - Gainesville, MO				Auction date: Mondays			
	August 28, 2023			August 21, 2023			
MARKET	Total Heads	Avg. Weight lbs	\$ CWT	Total Heads	Avg. Weight lbs	\$ CWT	% Change
Medium Steers < 600 lbs	145.00	454.67	\$279.75	172.00	461.67	\$279.17	0.21%
Large Steers ≥ 600 lbs	73.00	734.33	\$223.01	64.00	777.50	\$210.19	6.10%
Total/Average Steers	218.00	594.50	\$251.38	236.00	619.58	\$244.68	2.74%
Medium Heifers < 600 lbs	158.00	454.00	\$247.23	178.00	452.67	\$242.59	1.91%
Large Heifers ≥ 600 lbs	29.00	801.00	\$195.83	103.00	788.50	\$192.26	1.86%
Total/Average Heifers	187.00	627.50	\$221.53	281.00	620.58	\$217.43	1.89%
TOTAL/AVERAGE	405.00	611.00	\$236.46	517.00	620.08	\$231.05	2.34%

Joplin Regional Stockyards - Carthage, MO				Auction date: Mondays			
	August 28, 2023			August 21, 2023			
MARKET	Total Heads	Avg. Weight lbs	\$ CWT	Total Heads	Avg. Weight lbs	\$ CWT	% Change
Medium Steers < 600 lbs	1,157.00	455.00	\$285.76	627.00	456.00	\$265.35	7.69%
Large Steers ≥ 600 lbs	1,564.00	787.00	\$248.79	1,581.00	788.75	\$241.73	2.92%
Total/Average Steers	2,721.00	621.00	\$267.27	2,208.00	622.38	\$253.54	5.42%
Medium Heifers < 600 lbs	1,027.00	454.00	\$257.72	539.00	456.00	\$241.33	6.79%
Large Heifers ≥ 600 lbs	736.00	790.00	\$218.18	544.00	741.33	\$216.67	0.70%
Total/Average Heifers	1,763.00	622.00	\$237.95	1,083.00	598.67	\$229.00	3.91%
TOTAL/AVERAGE	4,484.00	621.50	\$252.61	3,291.00	610.52	\$241.27	4.70%

Mid Missouri Stockyards - Phillipsburg, MO				Auction date Thursdays			
	August 24, 2023			August 17, 2023			
MARKET	Total Heads	Avg. Weight lbs	\$ CWT	Total Heads	Avg. Weight lbs	\$ CWT	% Change
Medium Steers < 600 lbs	26.00	442.00	\$261.51	153.00	451.33	\$279.09	-6.30%
Large Steers ≥ 600 lbs	7.00	802.00	\$196.09	108.00	783.25	\$211.42	-7.25%
Total/Average Steers	33.00	622.00	\$228.80	261.00	617.29	\$245.26	-6.71%
Medium Heifers < 600 lbs	14.00	449.33	\$212.11	160.00	454.33	\$239.12	-11.29%
Large Heifers ≥ 600 lbs	10.00	686.50	\$195.17	44.00	766.67	\$203.86	-4.27%
Total/Average Heifers	24.00	567.92	\$203.64	204.00	610.50	\$221.49	-8.06%
TOTAL/AVERAGE	57.00	594.96	\$216.22	465.00	613.90	\$233.37	-7.35%

Ozarks Regional Stockyards - West Plains, MO				Auction date Tuesdays/Wednesdays			
	August 22, 2023			August 15, 2023			
MARKET	Total Heads	Avg. Weight lbs	\$ CWT	Total Heads	Avg. Weight lbs	\$ CWT	% Change
Medium Steers < 600 lbs	225.00	454.67	\$8,673.58	666.00	455.33	\$277.45	3026.14%
Large Steers ≥ 600 lbs	87.00	733.00	\$228.34	386.00	795.00	\$229.85	-0.66%
Total/Average Steers	312.00	593.83	\$4,450.96	1,052.00	625.17	\$253.65	1654.74%
Medium Heifers < 600 lbs	236.00	457.00	\$236.23	603.00	452.67	\$254.97	-7.35%
Large Heifers ≥ 600 lbs	138.00	797.25	\$178.75	298.00	800.00	\$191.22	-6.52%
Total/Average Heifers	374.00	627.13	\$207.49	901.00	626.33	\$223.09	-6.99%
TOTAL/AVERAGE	686.00	610.48	\$2,329.23	1,953.00	625.75	\$238.37	877.14%

Springfield Livestock Marketing Center - Springfield, MO				Auction date Mondays			
	August 23, 2023			August 16, 2023			
MARKET	Total Heads	Avg. Weight lbs	\$ CWT	Total Heads	Avg. Weight lbs	\$ CWT	% Change
Medium Steers < 600 lbs	54.00	462.33	\$212.56	238.00	456.00	\$260.81	-18.50%
Large Steers ≥ 600 lbs	37.00	784.00	\$189.21	169.00	792.50	\$225.34	-16.03%
Total/Average Steers	91.00	623.17	\$200.89	407.00	624.25	\$243.07	-17.36%
Medium Heifers < 600 lbs	51.00	452.00	\$226.89	224.00	451.33	\$238.48	-4.86%
Large Heifers ≥ 600 lbs	29.00	783.25	\$195.10	113.00	735.33	\$194.90	0.10%
Total/Average Heifers	80.00	617.63	\$210.99	337.00	593.33	\$216.69	-2.63%
TOTAL/AVERAGE	171.00	620.40	\$205.94	744.00	608.79	\$229.88	-10.42%

Wright County Livestock LLC - Mountain Grove, MO				Auction date Wednesdays/Saturdays			
	August 23, 2023			August 16, 2023			
MARKET	Total Heads	Avg. Weight lbs	\$ CWT	Total Heads	Avg. Weight lbs	\$ CWT	% Change
Medium Steers < 600 lbs	77.00	456.00	\$264.24	266.00	457.00	\$282.17	-6.35%
Large Steers ≥ 600 lbs	48.00	756.67	\$194.74	131.00	783.25	\$204.85	-4.93%
Total/Average Steers	125.00	606.33	\$229.49	397.00	620.13	\$243.51	-5.76%
Medium Heifers < 600 lbs	96.00	455.67	\$219.83	326.00	453.67	\$254.92	-13.77%
Large Heifers ≥ 600 lbs	83.00	771.33	\$219.74	139.00	778.25	\$187.05	17.48%
Total/Average Heifers	179.00	613.50	\$219.79	465.00	615.96	\$220.99	-0.54%
TOTAL/AVERAGE	304.00	609.92	\$224.64	862.00	618.04	\$232.25	-3.28%

Table 5: Beef Prices in the Northeast Region

Eastern Missouri ComMission Co - Bowlin Green, MO				Auction date Fridays			
	August 25, 2023			August 18, 2023			
MARKET	Total Heads	Avg. Weight lbs	\$ CWT	Total Heads	Avg. Weight lbs	\$ CWT	% Change
Medium Steers < 600 lbs	27.00	458.67	\$254.07	94.00	457.67	\$257.07	-1.17%
Large Steers ≥ 600 lbs	33.00	785.75	\$226.68	35.00	732.67	\$226.65	0.01%
Total/Average Steers	60.00	622.21	\$240.38	129.00	595.17	\$241.86	-0.61%
Medium Heifers < 600 lbs	53.00	448.67	\$244.21	108.00	453.00	\$248.65	-1.79%
Large Heifers ≥ 600 lbs	20.00	772.67	\$210.36	33.00	756.33	\$217.29	-3.19%
Total/Average Heifers	73.00	610.67	\$227.28	141.00	604.67	\$232.97	-2.44%
TOTAL/AVERAGE	133.00	616.44	\$233.83	270.00	599.92	\$237.42	-1.51%

Table 6: Beef Prices in the Southeast Region

Farmington Regional Stockyards - Farmington, MO				Auction date Wednesdays/Saturdays			
	August 23, 2023			August 16, 2023			
MARKET	Total Heads	Avg. Weight lbs	\$ CWT	Total Heads	Avg. Weight lbs	\$ CWT	% Change
Medium Steers < 600 lbs	33.00	445.33	\$270.34	169.00	456.33	\$286.99	-5.80%
Large Steers ≥ 600 lbs	14.00	744.00	\$229.18	135.00	746.33	\$237.16	-3.36%
Total/Average Steers	47.00	594.67	\$249.76	304.00	601.33	\$262.07	-4.70%
Medium Heifers < 600 lbs	49.00	453.00	\$224.40	202.00	451.67	\$256.07	-12.37%
Large Heifers ≥ 600 lbs	12.00	819.00	\$181.13	69.00	773.25	\$206.93	-12.47%
Total/Average Heifers	61.00	636.00	\$202.76	271.00	612.46	\$231.50	-12.41%
TOTAL/AVERAGE	108.00	615.33	\$226.26	575.00	606.90	\$246.78	-8.32%

Semo Livestock Sales - Jackson, MO				Auction date Tuesdays			
	August 22, 2023			August 15, 2023			
MARKET	Total Heads	Avg. Weight lbs	\$ CWT	Total Heads	Avg. Weight lbs	\$ CWT	% Change
Medium Steers < 600 lbs	46.00	452.33	\$194.67	90.00	442.67	\$286.15	-31.97%
Large Steers ≥ 600 lbs	5.00	748.50	\$212.25	25.00	740.33	\$228.78	-7.23%
Total/Average Steers	51.00	600.42	\$203.46	115.00	591.50	\$257.47	-20.98%
Medium Heifers < 600 lbs	44.00	456.67	\$236.94	84.00	451.67	\$250.86	-5.55%
Large Heifers ≥ 600 lbs	7.00	700.50	\$211.50	41.00	799.75	\$184.59	14.58%
Total/Average Heifers	51.00	578.58	\$224.22	125.00	625.71	\$217.73	2.98%
TOTAL/AVERAGE	102.00	589.50	\$213.84	240.00	608.60	\$237.60	-10.00%

Table 7: Beef Prices in the Central Region

Callaway Livestock Center - Kingdom City				Auction date Mondays			
	August 28, 2023			August 21, 2023			
MARKET	Total Heads	Avg. Weight lbs	\$ CWT	Total Heads	Avg. Weight lbs	\$ CWT	% Change
Medium Steers < 600 lbs	367.00	450.33	\$302.31	144.00	454.33	\$297.17	1.73%
Large Steers ≥ 600 lbs	177.00	799.25	\$219.61	108.00	795.50	\$202.47	8.47%
Total/Average Steers	544.00	624.79	\$260.96	252.00	624.92	\$249.82	4.46%
Medium Heifers < 600 lbs	367.00	455.67	\$281.92	163.00	450.33	\$276.78	1.86%
Large Heifers ≥ 600 lbs	197.00	789.75	\$247.28	47.00	798.25	\$194.98	26.82%
Total/Average Heifers	564.00	622.71	\$264.60	210.00	624.29	\$235.88	12.18%
TOTAL/AVERAGE	1,108.00	623.75	\$262.78	462.00	624.60	\$242.85	8.21%

Interstate Regional Stockyards - Cuba, MO				Auction date Tuesdays/Wednesdays			
	August 22, 2023			August 15, 2023			
MARKET	Total Heads	Avg. Weight lbs	\$ CWT	Total Heads	Avg. Weight lbs	\$ CWT	% Change
Medium Steers < 600 lbs	116.00	456.67	\$258.88	229.00	455.67	\$285.45	-9.31%
Large Steers ≥ 600 lbs	575.00	801.50	\$243.22	110.00	790.00	\$226.82	7.23%
Total/Average Steers	691.00	629.08	\$251.05	339.00	622.83	\$256.14	-1.99%
Medium Heifers < 600 lbs	181.00	456.67	\$239.41	200.00	452.67	\$266.43	-10.14%
Large Heifers ≥ 600 lbs	327.00	783.50	\$201.26	117.00	787.25	\$188.55	6.75%
Total/Average Heifers	508.00	620.08	\$220.34	317.00	619.96	\$227.49	-3.14%
TOTAL/AVERAGE	1,199.00	624.58	\$235.69	656.00	621.40	\$241.81	-2.53%

Table 8: Small Ruminants Market Prices

SMALL RUMINANTS MARKET PRICES							
	August 28, 2023			August 20, 2023			
PRODUCT	Total Heads	Avg. Weight lbs	\$ CWT	Total Heads	Avg. Weight lbs	\$ CWT	% Change
Feeder Sheep/Lambs < 60 lbs	103.00	42.80	\$216.77	207.00	40.75	\$177.67	22.01%
Feeder Sheep/Lambs ≥ 60 lbs	0.00	0.00	\$0.00	0.00	0.00	\$0.00	0.00%
Slaughter Sheep/Lambs < 60 lbs	164.00	53.75	\$218.84	96.00	53.50	\$179.72	21.77%
Slaughter Sheep/Lambs ≥ 60 lbs	401.00	98.56	\$136.24	612.00	102.41	\$134.55	1.25%
Goats < 60 lbs	351.00	43.55	\$206.17	290.00	42.86	\$187.24	10.11%
Goats ≥ 60 lbs	106.00	87.38	\$170.99	157.00	89.41	\$164.25	4.10%

Table 9: Boxed Livestock Market Prices

BOXED LIVESTOCK MARKET PRICES			
	August 29, 2023	August 22, 2023	
PRODUCT/100 LBS	Average \$	Average \$	Price Change
Boxed Beef (Choice)	\$301.93	\$315.24	-4.22%
Boxed Beef (Select)	\$284.41	\$285.90	-0.52%



For more information, contact:
Dr. Eleazar Gonzalez
Agricultural Economics and Marketing
State Extension Specialist
573-681-5541
GonzalezE@lincolnu.edu

Collaborators:
Gabriel Salinas-Extension Associate.
Maria Villamil -Student Assitant

This bulletin is partially sponsored by projects:
NIFA-BFRDP award # 2020-49400-32406
NCR-SARE Project # H008917102

