

Lincoln University Board of Curators

June 11, 2020

OPEN SESSION – Part I

1. Call To Order:

The Lincoln University Board of Curators Open Session was officially called to order by Board President Frank J. Logan, Sr., at 8:30 a.m., on Thursday, June 11, 2020, in the Board Room, 201 Young Hall, on the Lincoln University campus, Jefferson City, Missouri.

1. A. Roll Call: Curators present were: Vernon V. Bracy, Frank J. Logan, Sr., Victor B. Pasley, Richard R. Popp, and Winston J. Rutledge. Curators Don W. Cook, Sr., and Marvin O. Teer, Jr. participated via teleconference. Curator Everidge Cade, Jr., was absent.

Rose Ann Ortmeyer recorded the minutes.

2. Motion for Closed Session:

Curator President Logan asked that the Board be given the authority to commence a closed meeting, possible closed vote, and possible closed record as follows: (1) "Legal actions, causes of action or litigation involving a public governmental body;" (3) "Relating to the hiring, firing, disciplining, or promotion of an employee of a public governmental body;" (13) "Individually identifiable personnel records, performance ratings or records pertaining to employees or applicants for employment;" (14) "Records which are protected from disclosure by law;" and other matters for which a closed meeting is authorized pursuant to Section 610.021 RSMo.

Curator Rutledge so moved. Curator Pasley seconded the motion. Motion carried as follows:

Curator Bracy	Yes	Curator Cook	Yes
Curator Pasley	Yes	Curator Popp	Yes
Curator Rutledge	Yes	Curator Teer	Yes


Frank J. Logan Sr., President


Don W. Cook, Sr., Secretary

Lincoln University Board of Curators
June 11, 2020
OPEN SESSION

1. Call To Order:

The Lincoln University Board of Curators Open Session was officially called to order by Board President Frank J. Logan, Sr. at 9:55 a.m., on Thursday, June 11, 2020, in the Board Room, 201 Young Hall, on the Lincoln University campus, Jefferson City, Missouri.

1. A. Roll Call: Curators present were: Vernon V. Bracy, Frank J. Logan, Sr., Victor B. Pasley, Richard R. Popp, and Winston J. Rutledge. Curators Don W. Cook, Sr., and Marvin O. Teer, Jr participated via teleconference. Curator Everidge Cade, Jr., was absent. Rose Ann Ortmeyer recorded the minutes.

2. Approval of the Open Session Agenda (Action - Enclosure 1): Curator Rutledge moved for approval of the Open Session Agenda as distributed. Curator Pasley seconded the motion. Motion carried.

3. Approval of the February 20, 2020, Open Session Minutes and the March 24, 2020, April 15, 2020, May 4, 2020 and May 6, 2020 Open Session Conference Call Minutes (Action - Enclosure 2): Curator Popp moved for approval of the February 20, 2020 Open Session Minutes and the March 24, 2020, April 15, 2020, May 4, 2020 and May 6, 2020 Open Session Conference Call Minutes. Curator Rutledge seconded the motion. Motion carried.

4. Report from the President of the Lincoln University Board of Curators - Frank J. Logan, Sr.:

Board President Logan thanked the University Family for their additional efforts during the recent Covid 19 pandemic.

4. A. Curator Emeritus Designation (Enclosure 3):

Curator Don W. Cook, Sr., reviewed the proposal to establish a Curator Emeritus designation. Following discussion, the Board tabled discussion on this recommendation.

5. Report from the Office of the President - Dr. Jerald Jones Woolfolk, President (Enclosure 4):

President Jerald Jones Woolfolk gave a brief report on activities which have occurred since the last meeting of the Board of Curators. The report was for the Board's information only and required no action.

5. A. Progress Report from the Faculty Senate - Dr. Bryan Salmons, Chair: Dr. Bryan Salmons, Chair of the Faculty Senate, gave a brief report from the Faculty Senate. The report from the Faculty Senate was for the Board's information only and required no action.

5. B. Presentation by the Lincoln University MNEA - Ms. Stephanie Clark, Instructor of Mathematics and Secretary of LUMNEA, and Omar Safir, Assistant Professor of Political Science and a member of LUMNEA: Stephanie Clark and Omar Safir made a brief presentation on proposed budget solutions for 2020-2021 on behalf of the Lincoln University MNEA.

5. C. Progress Report from the Staff Council - Kelli Todd, Chair: Kelli Todd, Chair of the Staff Council, gave a brief report from the Staff Council. The report was for the Board's information only and required no action.

Academic/Student Affairs Committee

6. A. Non-Academic Holiday Schedule FY 2020-2021 (Enclosure 5): Curator Rutledge moved for approval of the attached Non-Academic Holiday Schedule for Fiscal Year 2020-2021. Curator Pasley seconded the motion. Motion carried.

Budget and Finance Committee

6. B. Tuition, Fees and Room and Board Increases (Enclosure 6): Sandy Koetting, Vice President for Administration and Finance, reviewed the attached Tuition, Fees and Room and Board Increases for academic year 2020-2021. Curator Pasley moved for approval and implementation of the recommended tuition, fees and room and board increases. (The proposal to waive the increase effective fall 2020 was not recommended in the motion.) Curator Bracy seconded the motion. Motion carried.

6. C. Fiscal Year 2021 General and Auxiliary Operating Budgets (Enclosure 7): Sandy Koetting reviewed the Fiscal Year 2021 General Operating Budget totaling \$31,319,970 and the Auxiliary Fund Budget totaling \$5,786,234. Curator Teer moved that the proposed Fiscal Year 2021 General and Auxiliary Budgets be tabled. Curator Bracy seconded the motion. Motion carried.

The Board of Curators took a break for lunch from 12:10 - 12:45 p.m. Curator Teer was absent from the remainder of the meeting.

7. INFORMATION ITEMS:

Enclosures 8-14 were for the Board's information. Staff from each of the areas gave a brief verbal report. The reports were for information only and required no action.

8. Other Business:

There was no Other Business for discussion in the Open Session.

3. Motion for Closed Session:

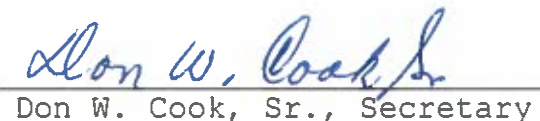
Curator President Logan asked that the Board be given the authority to commence a closed meeting, possible closed vote, and possible closed record as follows: (1) "Legal actions, causes of action or litigation involving a public governmental body;" (3) "Relating to the hiring, firing, disciplining, or promotion of an employee of a public governmental body;" (12) "Sealed bids and related documents, until the bids are opened; and sealed proposals and related documents or any documents related to a negotiated contract until a contract is executed, or all proposals are rejected;" (13) "Individually identifiable personnel records, performance ratings or records pertaining to employees or applicants for employment;" (14) "Records which are protected from disclosure by law;" and other matters for which a closed meeting is authorized pursuant to Section 610.021 RSMo.

Curator Popp so moved. Curator Pasley seconded the motion. Motion carried as follows:

Curator Bracy	Yes	Curator Cook	Yes
Curator Pasley	Yes	Curator Popp	Yes
Curator Rutledge	Yes		

The Open Session of the Lincoln University Board of Curators adjourned at 2:26 p.m.


Frank J. Logan, Sr., President


Don W. Cook, Sr., Secretary

Non-Academic Holiday Schedule Fiscal Year 2020-2021

Holiday	Date	Day
1. Independence Day	July 2, 2020	Thursday
2. Labor Day	September 7, 2020	Monday
3. Thanksgiving Holiday	November 26 & 27, 2020	Thursday & Friday
4. Christmas Holiday	December 24, & 25, 2020	Thursday & Friday
5. New Year's Holiday	December 31, 2020 & January 1, 2021	Thursday & Friday
6. Martin Luther King's Birthday (Observed)	January 18, 2021	Monday
7. Lincoln's Birthday (Observed)	February 12, 2021	Friday
8. Spring Recess*	March 15-19, 2021	Monday-Friday
9. Free Day	April 2, 2021	Friday
10. Memorial Day	May 31, 2021	Monday

Essential services (KJLU, Physical Plant, Campus Police, and Library) are to post separate schedules so the operations are not disrupted. Copies of these schedules are to be forwarded to the Office of Human Resources Services, 101 Young Hall.

As a cost saving measure, the University will be closed from end of business Wednesday, December 23, 2020 through Friday, January 1, 2021; it will open again for regular business on Monday, January 4, 2021. Unit heads (cabinet level administrators) will determine what personnel in their units will be needed to perform essential services during Christmas/New Year's period.

*All offices will remain open during the Spring Recess with reduced staffing. Each employee is to be allotted two (2) days off during this week.



306 Young Hall • 820 Chestnut Street
 Jefferson City, MO 65101
 Phone: (573) 681-5071
 Fax: (573) 681-5072

REVISED

TO: Lincoln University Board of Curators
 THROUGH: Jerald Jones Woolfolk, Ph.D., President
 FROM: Sandy Koetting, VP Administration and Finance *Sandy Koetting*
 DATE: June 11, 2020
 SUBJECT: Tuition, Fees and Room and Board Increases

Tuition and Fees – effective fall 2020

Based on a February 2020 notice from Zora Mulligan, Commissioner of Higher Education and HESFA (Higher Education Student Funding Act) guidelines, Lincoln University is allowed to increase base tuition and fees by \$173.16 per year. Base tuition and fees cannot exceed \$7,482.86 for fiscal year 2021.

Base tuition is defined as tuition and fees charged to all instate undergraduate students and excludes student approved fees. Below is the calculation of base tuition and fees based on the recommendations attached.

		Required tuition and fees (HESFA defined) for 15 credit hours/semester	Student approved fees for 15 credit hours/semester	Total tuition and fees for 15 credit hours/semester	Current tuition and fees (HESFA defined) for 30 credit hours/year	Proposed tuition and fees (HESFA defined) for 30 credit hours/year
Tuition	flat rate tuition	\$ 3,273.75	\$ -	\$ 3,273.75	6,547.50	6,720.00
Technology Fee	\$173.94/semester	\$ 173.94	\$ -	\$ 173.94	347.88	348.54
Activity Fee	\$10/credit hour	\$ 75.00	\$ 75.00	\$ 150.00	150.00	150.00
Building Mtn fee	\$132.16/semester	\$ 132.16	\$ -	\$ 132.16	264.32	264.32
Athletic Fees	\$10/credit hour		\$ 150.00	\$ 150.00		
Wellness Fee	\$75/semester		\$ 75.00	\$ 75.00		
		\$ 3,654.85	\$ 300.00	\$ 3,954.85	7,309.70	7,482.86

The allowable increase of \$173.16 if approved, will be effective fall 2020.

Board rates

Fall and Spring – effective fall 2020

The board rate recommendation includes a 2.7% increase. The increase will cover the requested CPI increase from Sodexo for food service. The proposed increase takes the unlimited meal plan from \$1.777 to \$1.825 per semester.

The 5 meal plan and 3 meal plan rates will increase at the same CPI rate increase. The meal plans for both will equate to \$7.00 per meal. Non-residential students can leverage their financial aid more effectively by enrolling in a 5 or 3 meal plan.

Summer - effective summer 2021

Board rates for summer 2021 will increase approximately 2.7%. All summer school students will be assessed the 14 meal plan.

HISTORICAL TUITION AND FEE RATES

	Academic Year 2019-2020	Proposed Academic Year 2020-2021	Dollar Increase with Proposed Changes
Fall or Spring, Summer			
Tuition and Incidental Fees (per credit hour)			
Blue Tiger Academy specialty rates (flat rate for 12 cr hours)	\$ 2,001.00	\$ 2,001.00	\$ -
Undergraduate - MO Residents Flat Rate 12-18 credit hours		\$ 3,360.00	\$ 86.25
Undergraduate - MO Residents (Incidental Fees)	\$ 218.25	\$ 224.00	\$ 5.75
Undergraduate - Non-Residents Flat Rate 12-18 hours		\$ 6,856.00	\$ 180.00
Undergraduate - Non-Residents (Incidental & Tuition)	\$ 445.00	\$ 457.00	\$ 12.00
Graduate - MO Residents (Incidental Fees)	\$ 303.50	\$ 311.50	\$ 8.00
Graduate - Non-Residents (Incidental & Tuition)	\$ 564.00	\$ 579.00	\$ 15.00
Off Campus Rates/Course Fees (per credit hour)			
Fort Leonard Wood Nursing Science	\$ 293.50	\$ 301.50	\$ 8.00
FLW Non-Nursing Science Undergraduate Fee	\$ 225.75	\$ 232.00	\$ 6.25
Cantharville - Off Campus Rate	\$ 225.75	\$ 232.00	\$ 6.25
Off Campus - Univ does not pay faculty	\$ 87.00	\$ 87.00	\$ -
Dual Credit Fee	\$ 75.00	\$ 75.00	\$ -
Housing Fall/Spring - Room and Board (Meats)			
Double Room - Dawson, Perry, Martin	\$ 1,864.00	\$ 1,864.00	\$ -
Private Single Room - Dawson	\$ 2,678.00	\$ 2,678.00	\$ -
Private Double Room - Dawson, Perry, Martin	\$ 3,030.00	\$ 3,030.00	\$ -
Double Room w/Shared Bath - Anthony, Bennett Hoard, Tuill, Yates	\$ 2,297.00	\$ 2,297.00	\$ -
Single Room w/Private Bath - Anthony, Bennett	\$ 3,092.00	\$ 3,092.00	\$ -
Single Room w/Shared Bath - Anthony, Bennett	\$ 2,678.00	\$ 2,678.00	\$ -
Apartment - Anthony	\$ 3,422.00	\$ 3,422.00	\$ -
Private Double w/Shared Bath - Bennett, Tuill	\$ 3,379.00	\$ 3,379.00	\$ -
Private Double w/Private Bath - Anthony, Hoard, Yates	\$ 3,247.00	\$ 3,247.00	\$ -
Double Room w/Shared Bath - Sherman D. Scruggs	\$ 2,615.00	\$ 2,615.00	\$ -
Private Double w/Shared Bath - Sherman D. Scruggs	\$ 3,422.00	\$ 3,422.00	\$ -
Single Room w/Shared Bath - Sherman D. Scruggs	\$ 2,918.00	\$ 2,918.00	\$ -
Apartments off main campus			
712 Lafayette	\$ 3,422.00	\$ 3,422.00	\$ -
813 Locust	\$ 3,422.00	\$ 3,422.00	\$ -
Unlimited Meal Plan	\$ 1,777.00	\$ 1,825.00	\$ 48.00
5 Meal Plan (Off Campus Students, faculty, staff, and Anthony Hall residents in Apartments with full kitchens only)	\$ 548.00	\$ 560.00	\$ 12.00
3 Meal Plan (Off campus students, faculty, staff only)	\$ 329.00	\$ 336.00	\$ 7.00
Summer - Room and Board (8 week programs)			
Room - Designated Halls - double occupancy	\$ 865.00	\$ 865.00	\$ -
Room - Designated Halls - single occupancy	\$ 958.00	\$ 958.00	\$ -
14 Meal Plan (summer school only)	\$ 821.00	\$ 843.00	\$ 22.00
Blue Tiger Academy			
Room - Designated Halls - double occupancy	\$ 537.00	\$ 537.00	\$ -
14 Meal Plan (BTA only)	\$ 510.00	\$ 510.00	\$ -
Miscellaneous Fees			
Activity Fee (per credit hour) (5.00/cr hr is student imposed)	\$ 10.00	\$ 10.00	\$ -
Technology Fee (per semester)	\$ 173.94	\$ 174.27	\$ 0.33
Building Maintenance Fee (per semester)	\$ 132.16	\$ 132.16	\$ -
Athletic Fee (per cr hr)	\$ 10.00	\$ 10.00	\$ -
Wellness Fee (student imposed) per semester	\$ 75.00	\$ 75.00	\$ -
Lab Fees (General)	\$ 30.00	\$ 30.00	\$ -
Lab Fees (Nursing)	\$ 50.00	\$ 50.00	\$ -
Lab Fees (Computer Science-depending on course)	\$ 25.00	\$ 25.00	\$ -
Lab Fees (Applied Music)	\$ 69/cr hr	\$ 69/cr hr	\$ -
Lab Fees (Bowling)	\$ 50.00	\$ 50.00	\$ -
Lab Fees (Golf)	\$ 70.00	\$ 70.00	\$ -
Online fee (per course)	\$ 50.00	\$ 50.00	\$ -
Course fees (Education all courses with EDU/SE/PEP/HED prefix)	\$10/cr hr	\$10/cr hr	\$ -
Course fees (Social Work SW499 and 499L)	\$10/cr hr	\$10/cr hr	\$ -
Course fees (Business all course with ACC, BAD, BED, ECO, MKT, and PAD prefix)	\$15/cr hr	\$15/cr hr	\$ -
Course fees (select Nursing courses -excludes FLW and includes surge tech)	\$10/cr hr	\$10/cr hr	\$ -
Deferred Payment Plan Fee	\$ 25.00	\$ 25.00	\$ -
Graduation Fee	\$ 40.00	\$ 40.00	\$ -
Health Insurance (International)	TBD	TBD	\$ -
Late Registration Fee (paid in advance of registration)	\$ 75.00	\$ 75.00	\$ -
ACT Residual testing fee			
ID Replacement (\$40 after the 4th replacement ID)	\$ 25.00	\$ 25.00	\$ -
Student Parking Permit - Fall (17.50/Spring, 8.75/Summer)	\$ 42.00	\$ 42.00	\$ -
Faculty/Staff Parking Permit fee	\$ 75.00	\$ 75.00	\$ -
Reserved Parking Permit fee	\$ 250.00	\$ 250.00	\$ -
Transcript Fee	\$ 10.00	\$ 10.00	\$ -
Application Fee -general	\$ 20.00	\$ 20.00	\$ -
Application fee - graduate & international students	\$ 30.00	\$ 30.00	\$ -
Application fee for Nursing school - BSN program	\$ 25.00	\$ 25.00	\$ -
Senior Citizen Program (per Semester)	\$ 25.00	\$ 25.00	\$ -
Credit-by-exam fee	\$ 102.00	\$ 102.00	\$ -

Lowest Exchange Rates are 150% of the in-state rates.

**IMPACT ON STUDENTS
Fiscal Year 2021**

Undergraduate In-State				
	Current Semester Rates for 15 credit hours	Proposed Semester Rates 15 credit hours	Semester \$ increase	Annual \$ increase
Tuition/Incidental Fees	\$ 3,273.75	\$ 3,360.00	\$ 86.25	\$ 172.50
Activity Fees (per credit hour)	\$ 150.00	\$ 150.00	\$ -	\$ -
Bldg/Mtn Fees (per semester)	\$ 132.16	\$ 132.16	\$ -	\$ -
Wellness Fee (per semester)	\$ 75.00	\$ 75.00	\$ -	\$ -
Athletic Fee (per credit hour)	\$ 150.00	\$ 150.00	\$ -	\$ -
Technology Fees (per semester)	\$ 173.94	\$ 174.27	\$ 0.33	\$ 0.66
Total Off Campus Amount	\$ 3,954.85	\$ 4,041.43	\$ 86.58	\$ 173.16
Room (Dawson, Martin or Perry)	\$ 1,864.00	\$ 1,864.00	\$ -	\$ -
Board (unlimited meal plan)	\$ 1,777.00	\$ 1,825.00	\$ 48.00	\$ 96.00
Total On Campus Amount	\$ 7,595.85	\$ 7,730.43	\$ 134.58	\$ 269.16

Undergraduate Out-of-State				
	Current Semester Rates for 15 credit hours	Proposed Semester Rates 15 credit hours	Semester \$ increase	Annual \$ increase
Tuition/Incidental Fees	\$ 6,675.00	\$ 6,855.00	\$ 180.00	\$ 360.00
Activity Fees (per credit hour)	\$ 150.00	\$ 150.00	\$ -	\$ -
Bldg/Mtn Fees (per semester)	\$ 132.16	\$ 132.16	\$ -	\$ -
Wellness Fee (per semester)	\$ 75.00	\$ 75.00	\$ -	\$ -
Athletic Fee (per credit hour)	\$ 150.00	\$ 150.00	\$ -	\$ -
Technology Fees (per semester)	\$ 173.94	\$ 174.27	\$ 0.33	\$ 0.66
Total Off Campus Amount	\$ 7,356.10	\$ 7,536.43	\$ 180.33	\$ 360.66
Room (Dawson, Martin or Perry)	\$ 1,864.00	\$ 1,864.00	\$ -	\$ -
Board (unlimited meal plan)	\$ 1,777.00	\$ 1,825.00	\$ 48.00	\$ 96.00
Total On Campus Amount	\$ 10,997.10	\$ 11,225.43	\$ 228.33	\$ 456.66

Graduate In-State (fees based on 9 credit hours/semester)				
	Current Semester Rates	Proposed Semester Rates	Semester \$ increase	Annual \$ increase
Tuition/Incidental Fees	\$ 2,731.50	\$ 2,803.50	\$ 72.00	\$ 144.00
Activity Fees (per credit hour)	\$ 90.00	\$ 90.00	\$ -	\$ -
Bldg/Mtn Fees (per semester)	\$ 132.16	\$ 132.16	\$ -	\$ -
Wellness Fee (per semester)	\$ 75.00	\$ 75.00	\$ -	\$ -
Athletic Fee (per credit hour)	\$ 90.00	\$ 90.00	\$ -	\$ -
Technology Fees (per semester)	\$ 173.94	\$ 174.27	\$ 0.33	\$ 0.66
Total Off Campus Amount	\$ 3,292.60	\$ 3,364.93	\$ 72.33	\$ 144.66

Graduate Out-of-State (fees based on 9 credit hours/semester)				
	Current Semester Rates	Proposed Semester Rates	Semester \$ increase	Annual \$ increase
Tuition/Incidental Fees	\$ 5,076.00	\$ 5,211.00	\$ 135.00	\$ 270.00
Activity Fees (per credit hour)	\$ 90.00	\$ 90.00	\$ -	\$ -
Bldg/Mtn Fees (per semester)	\$ 132.16	\$ 132.16	\$ -	\$ -
Wellness Fee (per semester)	\$ 75.00	\$ 75.00	\$ -	\$ -
Athletic Fee (per credit hour)	\$ 90.00	\$ 90.00	\$ -	\$ -
Technology Fees (per semester)	\$ 173.94	\$ 174.27	\$ 0.33	\$ 0.66
Total Off Campus Amount	\$ 5,637.10	\$ 5,772.43	\$ 135.33	\$ 270.66



OFFICE OF ADMINISTRATION AND FINANCE

306 Young Hall • 820 Chestnut Street
Jefferson City, MO 65101
Phone: (573) 681-5071
Fax: (573) 681-5072

TO: Members, Lincoln University Board of Curators

THROUGH: Jerald Jones Woolfolk, Ph.D., President

FROM: Sandy Koetting, VP Administration and Finance

DATE: June 3, 2019

SUBJECT: FY21 General and Auxiliary Operating Budgets

Please find attached the Lincoln University FY21 General and Auxiliary Operating Budget request for your review and approval. The total General and Auxiliary fund budget request are \$31,319,970 and \$5,786,234 respectively.

Your approval is requested.

**FISCAL YEAR 2021
GENERAL FUND BUDGET**

Functional Category	FY 19 Budget	FY 19 Actuals	FY 20 Budget	FY 20 Actuals as of 4/30/20	FY21 Budget Request	%	DIFF from prior budget request
Instruction	\$ 11,332,540	\$ 9,916,138	\$ 11,350,816	\$ 8,801,184	\$ 9,020,454	29%	\$ (2,330,362)
Research	\$ 1,791,376	\$ 1,684,421	\$ 1,825,671	\$ 1,171,066	\$ 1,431,553	5%	\$ (394,118)
Public Service	\$ 1,922,454	\$ 1,895,631	\$ 1,922,646	\$ 1,445,534	\$ 1,514,278	5%	\$ (408,668)
Academic Support	\$ 1,788,840	\$ 1,934,187	\$ 1,992,488	\$ 1,500,327	\$ 2,157,338	7%	\$ 164,850
Student Services	\$ 5,425,065	\$ 5,102,247	\$ 5,187,211	\$ 4,077,359	\$ 3,792,498	12%	\$ (1,394,713)
Institutional Support	\$ 7,408,136	\$ 6,779,025	\$ 6,244,877	\$ 5,952,930	\$ 7,716,141	25%	\$ (528,736)
Operations/Maintenance	\$ 2,691,503	\$ 2,519,792	\$ 3,289,108	\$ 2,406,650	\$ 2,751,386	9%	\$ (537,742)
Scholarships/Waivers	\$ 2,694,507	\$ 2,303,650	\$ 2,734,507	\$ 2,228,075	\$ 2,354,355	9%	\$ (380,152)
Transfers *	\$ 1,110,459	\$ 1,360,740	\$ 749,055	\$ 771,629	\$ 581,987	2%	\$ (167,068)
Subtotal	\$ 36,164,914	\$ 33,495,832	\$ 37,296,679	\$ 28,354,764	\$ 31,319,970	100%	\$ (5,976,709)
GASB 68.75	\$ -	\$ 3,227,152	\$ -	\$ -	\$ -	0%	\$ -
Grand total	\$ 36,164,914	\$ 36,722,984	\$ 37,296,679	\$ 28,354,764	\$ 31,319,970	100%	\$ (5,976,709)

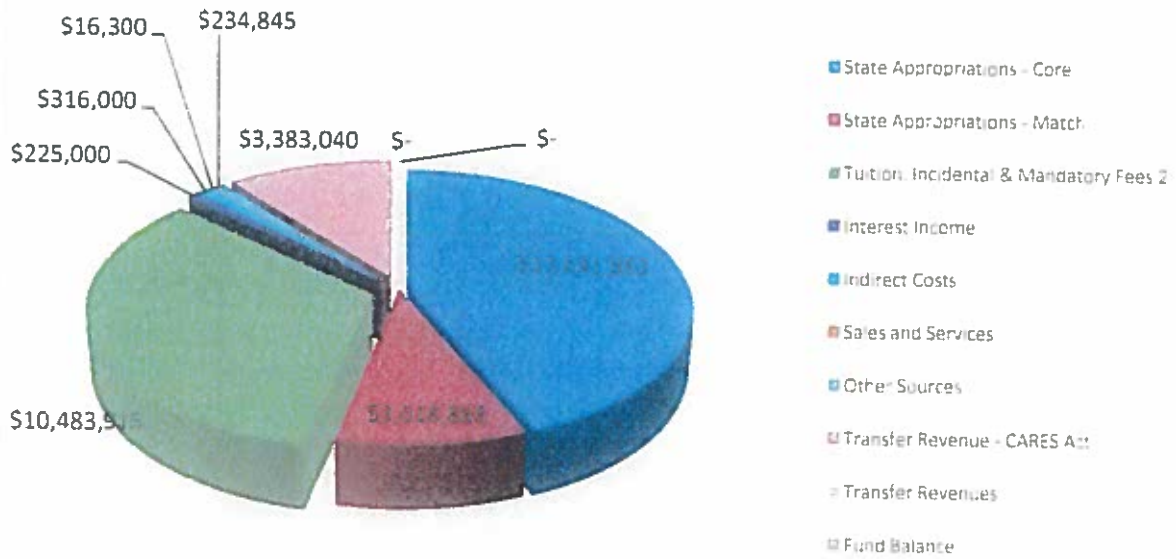
Income Category	FY 19 Budget	FY 19 Actuals	FY 20 Budget	FY 20 Actuals as of 4/30/20	FY21 Budget Request	%	DIFF from prior budget request
State Appropriations - Core	\$ 16,082,477	\$ 16,082,477	\$ 17,052,476	\$ 13,197,788	\$ 13,841,982	44%	\$ (3,410,494)
State Appropriations - Match	\$ 3,773,610	\$ 3,773,610	\$ 3,773,610	\$ 3,773,610	\$ 3,018,888	10%	\$ (754,722)
Tuition, Incidental & Mandatory Fees †	\$ 15,005,863	\$ 14,277,477	\$ 15,147,258	\$ 12,841,294	\$ 10,483,915	33%	\$ (4,663,343)
Interest Income	\$ 69,000	\$ 510,587	\$ 150,000	\$ 542,805	\$ 225,000	1%	\$ 75,000
Indirect Costs	\$ 420,000	\$ 293,143	\$ 315,000	\$ 275,977	\$ 316,000	1%	\$ 1,000
Sales and Services	\$ 31,000	\$ 29,886	\$ 21,000	\$ 22,704	\$ 16,300	1%	\$ 4,700
Other Sources	\$ 293,964	\$ 278,784	\$ 237,335	\$ 251,067	\$ 234,845	1%	\$ (2,490)
Transfer Revenue - CARES Act	\$ -	\$ -	\$ -	\$ -	\$ 3,383,040	11%	\$ 3,383,040
Transfer Revenues	\$ -	\$ -	\$ 100,000	\$ 100,000	\$ -	0%	\$ 100,000
Fund Balance	\$ 500,000	\$ -	\$ 500,000	\$ -	\$ -	0%	\$ (500,000)
Totals	\$ 36,164,914	\$ 35,245,963	\$ 37,296,679	\$ 30,915,145	\$ 31,319,970	100%	\$ (5,976,709)

Expenditure Category	FY 19 Budget	FY 19 Actuals	FY 20 Budget	FY 20 Actuals as of 4/30/20	FY21 Budget Request	%	DIFF from prior budget request
Salaries/Wages	\$ 17,813,517	\$ 16,277,602	\$ 18,041,714	\$ 13,802,083	\$ 14,804,053	47%	\$ (3,237,661)
Fringe Benefits †	\$ 5,359,830	\$ 5,646,197	\$ 7,067,078	\$ 5,036,920	\$ 5,882,778	19%	\$ (1,184,302)
Student Labor	\$ 184,188	\$ 136,188	\$ 134,066	\$ 75,560	\$ 75,607	0%	\$ (58,461)
Subtotal Personnel	\$ 24,357,535	\$ 22,059,987	\$ 25,242,860	\$ 19,014,463	\$ 20,762,436	66%	\$ (4,480,424)
Equipment Purchase	\$ 104,183	\$ 554,489	\$ 825,484	\$ 753,659	\$ 78,009	1%	\$ (547,475)
Contractual Services	\$ 3,709,637	\$ 3,892,314	\$ 4,072,756	\$ 3,325,812	\$ 4,093,646	13%	\$ 20,890
Travel	\$ 724,135	\$ 562,188	\$ 739,605	\$ 334,817	\$ 422,901	1%	\$ (316,704)
Consumable Supplies	\$ 428,597	\$ 550,025	\$ 412,024	\$ 369,316	\$ 355,780	1%	\$ (56,244)
Other Costs	\$ 2,039,107	\$ 1,301,535	\$ 1,764,310	\$ 1,014,277	\$ 1,751,804	6%	\$ (42,706)
Utilities/Communications	\$ 640,965	\$ 985,495	\$ 926,076	\$ 562,430	\$ 919,262	3%	\$ (6,826)
Scholarships/Waivers	\$ 2,759,327	\$ 2,329,058	\$ 2,734,507	\$ 2,208,356	\$ 2,354,355	8%	\$ (380,152)
Lease Purchase Payments	\$ -	\$ -	\$ -	\$ -	\$ -	0%	\$ -
Transfer Out †	\$ 1,110,459	\$ 1,360,740	\$ 749,055	\$ 771,629	\$ 581,987	2%	\$ (167,068)
Subtotal Operations	\$ 11,807,379	\$ 11,435,845	\$ 12,053,819	\$ 9,340,301	\$ 10,567,534	34%	\$ (1,496,285)
GASB 68.75	\$ -	\$ 3,227,152	\$ -	\$ -	\$ -	0%	\$ -
Grand total	\$ 36,164,914	\$ 36,722,984	\$ 37,296,679	\$ 28,354,764	\$ 31,319,970	100%	\$ (5,976,709)


Notes

- † State Appropriations are based on a 20% reduction from FY20, adjusted by the standard 3% Governor's Reserve.
- † Tuition and incidental fees are based on 41,436 credit hours for FY21 compared to the FY20 budget of 57,712 credit hours.
- † Fringe benefits are calculated at 39.5% of salaries.
- † FY21 Transfer out reflects \$300,000 to ORM for base amount, \$255,129 to Plant for QNR Loan repayment and \$76,867 to Restricted for Utilities for the LINC.

FY 21 Projected Revenues General Fund



FY 21 Projected Expenses General Fund



**FISCAL YEAR 2021
AUXILIARY FUND BUDGET**

Functional Category	FY 19 Budget	FY 19 Actuals	FY 20 Budget	FY 20 Actuals as of 4/30/20	FY21 Budget Request	%	DIFF from prior budget request
Institutional Support	\$ 3,325,785	\$ 3,113,376	\$ 3,412,186	\$ 2,222,206	\$ 2,943,380	51%	\$ (468,808)
Operations/Maintenance	\$ 1,359,343	\$ 1,392,509	\$ 1,488,806	\$ 931,548	\$ 1,289,033	22%	\$ (199,775)
Scholarships/Waivers	\$ 311,171	\$ 313,843	\$ 314,753	\$ 248,160	\$ 173,858	3%	\$ (140,895)
Transfer Out - Debt Service ¹	\$ 2,252,909	\$ 2,215,871	\$ 2,074,387	\$ 1,503,166	\$ 1,379,963	24%	\$ (694,424)
Transfer Out - Aux ORM	\$ -	\$ 800,000	\$ -	\$ -	\$ -	0%	\$ -
Totals	\$ 7,249,208	\$ 7,835,599	\$ 7,290,136	\$ 4,905,100	\$ 6,786,234	100%	\$ (1,503,902)
Income Category							
Residence Hall Revenue ¹	\$ 3,416,763	\$ 3,775,448	\$ 3,651,112	\$ 2,928,932	\$ 2,977,108	51%	\$ (674,004)
Board Revenue ²	\$ 2,846,150	\$ 3,079,049	\$ 3,042,841	\$ 2,321,902	\$ 2,520,132	44%	\$ (522,709)
Auxiliary System Appropriation	\$ 641,545	\$ 593,037	\$ 421,683	\$ 481,999	\$ 184,994	3%	\$ (256,689)
Sales & Service	\$ 173,750	\$ 148,770	\$ 164,500	\$ 127,490	\$ 115,000	2%	\$ (49,500)
Facility Rentals	\$ 21,000	\$ 25,836	\$ 10,000	\$ 13,990	\$ 9,000	0%	\$ (1,000)
Transfer Revenues	\$ 150,000	\$ 51,518	\$ -	\$ -	\$ -	0%	\$ -
Other Revenue	\$ -	\$ 8,170	\$ -	\$ 1,300	\$ -	0%	\$ -
Totals	\$ 7,249,208	\$ 7,679,626	\$ 7,290,136	\$ 5,875,614	\$ 6,786,234	100%	\$ (1,503,902)
Expenditure Category							
Salaries/Wages	\$ 532,967	\$ 435,409	\$ 494,913	\$ 323,894	\$ 366,069	5%	\$ (126,844)
Fringe Benefits	\$ 186,539	\$ 174,842	\$ 185,593	\$ 140,862	\$ 140,937	2%	\$ (44,656)
Student Labor	\$ 39,747	\$ 11,525	\$ 39,747	\$ 3,515	\$ 7,200	0%	\$ (32,547)
Subtotal Personnel	\$ 759,253	\$ 621,774	\$ 720,253	\$ 473,272	\$ 514,206	9%	\$ (206,047)
Equipment Purchase	\$ 4,440	\$ 11,589	\$ 4,440	\$ 2,933	\$ 2,940	0%	\$ (1,500)
Contractual Services	\$ 2,926,128	\$ 2,937,673	\$ 3,055,193	\$ 2,073,391	\$ 2,680,770	45%	\$ (374,423)
Travel	\$ 2,000	\$ 5,952	\$ 1,500	\$ 3,792	\$ -	0%	\$ (1,500)
Consumable Supplies	\$ 18,342	\$ 13,397	\$ 19,042	\$ 9,018	\$ 15,782	0%	\$ (2,259)
Other Costs	\$ 162,536	\$ 121,259	\$ 242,579	\$ 48,838	\$ 238,159	4%	\$ (4,420)
Utilities/Communications	\$ 812,430	\$ 794,241	\$ 358,989	\$ 542,509	\$ 780,556	13%	\$ (79,433)
Scholarships/Waivers	\$ 311,171	\$ 313,843	\$ 314,753	\$ 248,160	\$ 173,858	3%	\$ (140,895)
Transfer Out - Debt Service ¹	\$ 2,252,909	\$ 2,215,871	\$ 2,074,387	\$ 1,503,166	\$ 1,379,963	24%	\$ (694,424)
Transfer Out - Aux ORM	\$ -	\$ 800,000	\$ -	\$ -	\$ -	0%	\$ -
Subtotal Operations	\$ 6,489,955	\$ 7,213,825	\$ 6,569,883	\$ 4,431,828	\$ 5,272,028	91%	\$ (1,297,855)
GRAND TOTALS	\$ 7,249,208	\$ 7,835,599	\$ 7,290,136	\$ 4,905,100	\$ 6,786,234	100%	\$ (1,503,902)

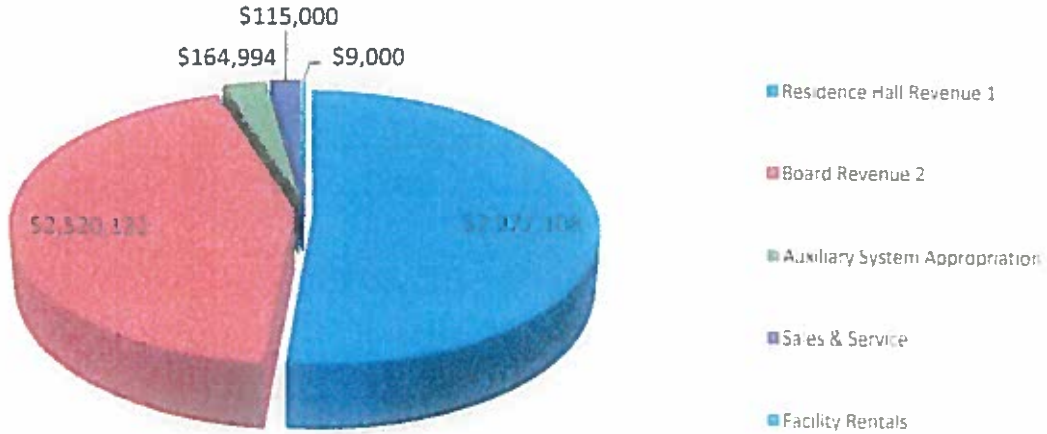
Notes

¹ Room revenue is based on 734 residential students in the Fall and 627 in the Spring

² Board revenue is based 734 unlimited meal plans in the Fall and 627 in the Spring

Transfer out reflects payments made for principal and interest payments on revenue bonds (2015A and 2015B and 2019)

FY 21 Projected Revenues Auxiliary Fund



FY 21 Projected Expenses Auxiliary Fund

