

**Lincoln University Board of Curators**

**June 13, 2019**

**OPEN SESSION**

1. Call To Order:

The Lincoln University Board of Curators Open Session was officially called to order by Board President Frank J. Logan, Sr. at 8:30 a.m., on Thursday, June 13, 2019, in the Board Room, 201 Young Hall, on the Lincoln University campus, Jefferson City, Missouri.

1. A. Roll Call: Curators present were: Vernon V. Bracy, Don W. Cook, Sr., Greg S. Gaffke, Frank J. Logan, Sr., Victor B. Pasley, Richard R. Popp, and Winston J. Rutledge. Curator Marvin O. Teer, Jr participated via teleconference. Rose Ann Ortmeier recorded the minutes.

2. Approval of the Open Session Agenda (Action - Enclosure 1): Curator Cook moved for approval of the Open Session Agenda as distributed. Curator Rutledge seconded the motion. Motion carried.

3. Approval of the April 18, 2019 Open Session Minutes and the May 8, 2019 Open Session Conference Call Minutes (Action - Enclosure 2): Curator Pasley moved for approval of the April 18, 2019 Open Session Minutes and the May 8, 2019 Open Session Conference Call Minutes. Curator Gaffke seconded the motion. Motion carried.

4. Report from the President of the Lincoln University Board of Curators - Frank J. Logan, Sr.:

Board President Logan thanked the University Family for their additional efforts during the recent tornado and flood.

5. Report from the Office of the President - Dr. Jerald Jones Woolfolk, President (Enclosure 4):

President Jerald Jones Woolfolk gave a brief report on activities which have occurred since the last meeting of the Board of Curators. President Woolfolk introduced Dr. Alphonso Sanders, Provost and Vice President for Academic Affairs. The report was for the Board's information only and required no action.

5. A. Progress Report from the Faculty Senate - Stephanie Clark, Chair (Enclosure 4): Stephanie Clark, Chair of the Faculty Senate, gave her final report as Senate Chair. The report from the Faculty Senate was for the Board's information only and required no action.

5. B. Progress Report from the Staff Council - James Smith, Chair: James Smith, Chair of the Staff Council, gave a brief report from the Staff Council. The report from the Staff Council was for the Board's information only and required no action.

Academic/Student Affairs Committee

6. A. Non-Academic Holiday Schedule FY 2019-2020 (Enclosure 4): Curator Rutledge moved for approval of the attached Non-Academic Holiday Schedule for Fiscal Year 2019-2020. Curator Bracy seconded the motion. Motion carried.

6. B. Proposal for Posthumous Degree Policy (Enclosure 5): The proposal for Posthumous Degree Policy was tabled. The Board requested the number of hours required for the posthumous graduate degree to be awarded.

Budget and Finance Committee

6. C. Tuition, Fees and Room and Board Increases (Enclosure 6): Sandy Koetting, Vice President for Administration and Finance, reviewed the attached Tuition, Fees and Room and Board Increases for academic year 2019-2020. Curator Pasley moved for approval of the recommended tuition, fees and room and board increases. Curator Cook seconded the motion. Motion carried.

6. D. Fiscal Year 2020 General and Auxiliary Operating Budgets (Enclosure 7):

Sandy Koetting reviewed the Fiscal Year 2020 General Operating Budget totaling \$36,148,158. Curator Popp moved for approval of the 2020 General Operating Budget as presented. Curator Bracy seconded the motion. Motion carried. She reviewed the Auxiliary Budget totaling \$7,468,658. Curator Gaffke moved for approval of the Auxiliary Fund Budget as presented. Curator Cook seconded the motion. Motion carried.

7. INFORMATION ITEMS:

Enclosures 8-14 were for the Board's information. Staff from each of the areas gave a brief verbal report. The reports were for information only and required no action.

8. Other Business:

There was no Other Business for discussion in the Open Session.

3. Motion for Closed Session:

Curator President Logan asked that the Board be given the authority to commence a closed meeting, possible closed vote, and possible closed record as follows: (1) "Legal actions, causes of action or litigation involving a public governmental body;" (2) "Leasing, purchase or sale of real estate by a public governmental body;" (3) "Relating to the hiring, firing, disciplining, or promotion of an employee of a public governmental body;" (12) "Sealed bids and related documents, until the bids are opened; and sealed proposals and related documents or any documents related to a negotiated contract until a contract is executed, or all proposals are rejected;" (13) "Individually identifiable personnel records, performance ratings or records pertaining to employees or applicants for employment;" (14) "Records which are protected from disclosure by law;" and other matters for which a closed meeting is authorized pursuant to Section 610.021 RSMo.

Curator Rutledge so moved. Curator Cook seconded the motion. Motion carried as follows:

Curator Bracy	Yes	Curator Cook	Yes
Curator Gaffke	Yes	Curator Pasley	Yes
Curator Popp	Yes	Curator Rutledge	Yes
Curator Teer	Yes		

The Open Session of the Lincoln University Board of Curators adjourned at 12:05 p.m.

  
Frank J. Logan Sr., President

  
Greg G. Gaffke, Secretary

## Non-Academic Holiday Schedule Fiscal Year 2019-2020

<b>Holiday</b>	<b>Date</b>	<b>Day</b>
1. Independence Day	July 4, 2019	Thursday
2. Labor Day	September 2, 2019	Monday
3. Thanksgiving Holiday	November 28 & 29, 2019	Thursday & Friday
4. Christmas Holiday	December 24, & 25, 2019	Tuesday & Wednesday
5. New Year's Holiday	December 31, 2019 & January 1, 2020	Tuesday & Wednesday
6. Martin Luther King's Birthday (Observed)	January 20, 2020	Monday
7. Lincoln's Birthday (Observed)	February 14, 2020	Friday
8. Spring Recess*	March 9-13, 2020	Monday-Friday
9. Free Day	April 10, 2020	Friday
10. Memorial Day	May 25, 2020	Monday

Essential services (KJLU, Physical Plant, Campus Police, and Library) are to post separate schedules so the operations are not disrupted. Copies of these schedules are to be forwarded to the Office of Human Resources Services, 101 Young Hall.

As a cost saving measure, the University will be closed from end of business Friday, December 20, 2019 through Wednesday, January 1, 2020; it will open again for regular business on Thursday, January 2, 2020. Unit heads (cabinet level administrators) will determine what personnel in their units will be needed to perform essential services during Christmas/New Year's period.

\*All offices will remain open during the Spring Recess with reduced staffing. Each employee is to be allotted two (2) days off during this week.



306 Young Hall • 820 Chestnut Street  
Jefferson City, MO 65101  
Phone: (573) 681-5071  
Fax: (573) 681-5072

TO: Lincoln University Board of Curators  
THROUGH: Jerald Jones Woolfolk, Ph.D., President  
FROM: Sandy Koetting, VP Administration and Finance  
DATE: May 30, 2019  
SUBJECT: Tuition, Fees and Room and Board Increases

**Tuition and Fees – effective fall 2019**

Based on the January 31, 2019 notice from Zora Mulligan, Commissioner of Higher Education and HESFA (Higher Education Student Funding Act) guidelines, Lincoln University's base tuition and fees cannot exceed \$7,316.97 for fiscal year 2020.

Base tuition is defined as tuition and fees charged to all instate undergraduate students and excludes student approved fees. Below is the calculation of base tuition and fees based on the recommendations attached.

Tuition	\$ 6,547.50
Activity Fees	\$ 150.00
Technology Fees	\$ 347.88
Building & Mtn Fees	\$ 264.32
Base Tuition	\$ 7,309.70

It should be noted that the attached memo from Commissioner Mulligan states that the change in CPI for this year was 1.9%. In fiscal year 2019, the University was allowed to increase tuition based on a 2.1% CPI increase. The University opted to add this increase as a book entry only and to not charge it to the students at that time. The proposed increases are based on the combined CPI increases but remains within the limitations set forth in the HESFA letter. These increases will now be charged to the student, subject to Board approval.

**Room rates – effective fall 2019**

The attached recommendation includes an increase of 3% to all room rates across all residence halls. The cost to maintain and manage the facilities increases each year,

including increases to utilities, cable, fringe benefit rates for employees, facilities maintenance and others.

**Board rates – effective fall 2019**

The fall and spring board rate recommendation includes a 3% increase effective fall 2019. The increase will cover the anticipated CPI increase from Sodexo for food service. The proposed increase takes the unlimited meal plan from \$1,725 to \$1,777 per semester. This rate brings the new daily rate to \$15.87 per day compared to \$15.40 per day last year.

The 5 meal plan and 3 meal plan rates will increase at varying amounts to level out the cost per meal . The meal plans for both will equate to \$6.85 per meal. Non-residential students can leverage their financial aid more effectively by enrolling in a 5 or 3 meal plan.

**Room and Board rates (summer school) - effective in summer 2020**

Room and board rates for summer 2019 will each increase approximately 3%. Students can select from single or double occupancy. All summer school students will be assessed the 14 meal plan.

**HISTORICAL TUITION AND FEE RATES**

Academic Year	Academic Year	Academic Year	Dollar	Percentage
2017-2018	2018-2019	2019-2020	Increase	Increase
<b>Fall or Spring, Summer</b>				
<b>Tuition and Incidental Fees (per credit hour)</b>				
Blue Tiger Academy specialty rates (flat rate for 12 cr hours)			\$ 2,001.00	
Undergraduate - MO Residents (Incidental Fees)	\$ 209.00	\$ 209.00	\$ 218.25	\$ 9.25 4.43%
Undergraduate - Non-Residents (Incidental & Tuition)	\$ 427.00	\$ 427.00	\$ 445.00	\$ 18.00 4.22%
Graduate - MO Residents (Incidental Fees)	\$ 291.00	\$ 291.00	\$ 303.50	\$ 12.50 4.30%
Graduate - Non-Residents (Incidental & Tuition)	\$ 541.50	\$ 541.50	\$ 564.00	\$ 22.50 4.16%
<b>Off Campus Rates/Course Fees (per credit hour)</b>				
Fort Leonard Wood Nursing Science	\$ 293.50	\$ 293.50	\$ 293.50	\$ - 0.00%
FLW Non-Nursing Science Undergraduate Fee	\$ 225.75	\$ 225.75	\$ 225.75	\$ - 0.00%
Canuthersville - Off Campus Rate	\$ 225.75	\$ 225.75	\$ 225.75	\$ - 0.00%
Off Campus - Univ does not pay faculty	\$ 87.00	\$ 87.00	\$ 87.00	\$ - 0.00%
Dual Credit Fee	\$ 75.00	\$ 75.00	\$ 75.00	\$ - 0.00%
<b>Housing Fall/Spring - Room and Board (Meals)</b>				
Double Room - Dawson, Perry, Martin	\$ 1,755.00	\$ 1,809.00	\$ 1,864.00	\$ 55.00 3.04%
Private Single Room - Dawson	\$ 2,525.00	\$ 2,600.00	\$ 2,678.00	\$ 78.00 3.00%
Private Double Room - Dawson, Perry, Martin	\$ 2,855.00	\$ 2,941.00	\$ 3,030.00	\$ 89.00 3.03%
Double Room w/Shared Bath - Anthony, Bennett, Hoard, Tull, Yates	\$ 2,165.00	\$ 2,230.00	\$ 2,297.00	\$ 67.00 3.00%
Single Room w/Private Bath - Anthony, Bennett	\$ 2,915.00	\$ 3,002.00	\$ 3,092.00	\$ 90.00 3.00%
Single Room w/Shared Bath - Anthony, Bennett	\$ 2,165.00	\$ 2,600.00	\$ 2,678.00	\$ 78.00 3.00%
Apartment - Anthony	\$ 3,225.00	\$ 3,322.00	\$ 3,422.00	\$ 100.00 3.01%
Private Double w/Shared Bath - Bennett, Tull	\$ 3,185.00	\$ 3,281.00	\$ 3,379.00	\$ 98.00 2.99%
Private Double w/Private Bath - Anthony, Hoard, Yates	\$ 3,060.00	\$ 3,152.00	\$ 3,247.00	\$ 95.00 3.01%
Double Room w/Shared Bath - Sherman D. Scruggs	\$ 2,465.00	\$ 2,539.00	\$ 2,615.00	\$ 76.00 2.99%
Private Double w/Shared Bath - Sherman D. Scruggs	\$ 3,225.00	\$ 3,322.00	\$ 3,422.00	\$ 100.00 3.01%
Single Room w/Shared Bath - Sherman D. Scruggs	\$ 2,750.00	\$ 2,833.00	\$ 2,918.00	\$ 85.00 3.00%
Apartments off main campus				
712 Lafayette	\$ 3,225.00	\$ 3,322.00	\$ 3,422.00	\$ 100.00 3.01%
813 Locust	\$ 3,225.00	\$ 3,322.00	\$ 3,422.00	\$ 100.00 3.01%
Unlimited Meal Plan	\$ 1,630.00	\$ 1,725.00	\$ 1,777.00	\$ 52.00 3.01%
5 Meal Plan (Off Campus Students, faculty, staff, and Anthony Hall residents in Apartments with full kitchens only)	\$ 525.00	\$ 540.00	\$ 548.00	\$ 8.00 1.48%
3 Meal Plan (Off campus students, faculty, staff only)	\$ 300.00	\$ 310.00	\$ 329.00	\$ 19.00 6.13%
<b>Summer - Room and Board (8 week programs)</b>				
Room - Designated Halls - double occupancy	\$ 815.00	\$ 840.00	\$ 865.00	\$ 25.00 2.98%
Room - Designated Halls - single occupancy	\$ 902.00	\$ 930.00	\$ 958.00	\$ 28.00 3.01%
14 Meal Plan (summer school only)	\$ 773.00	\$ 797.00	\$ 821.00	\$ 24.00 3.01%
<b>Blue Tiger Academy</b>				
Room - Designated Halls - double occupancy			\$ 537.00	
14 Meal Plan (BTA only)			\$ 510.00	
<b>Miscellaneous Fees</b>				
Activity Fee (per credit hour) (5.00/cr hr is student imposed)	\$ 10.00	\$ 10.00	\$ 10.00	\$ - 0.00%
Technology Fee (per semester)	\$ 173.94	\$ 173.94	\$ 173.94	\$ - 0.00%
Building Maintenance Fee (per semester)	\$ 132.16	\$ 132.16	\$ 132.16	\$ - 0.00%
Athletic Fee (per cr hr)	\$ 10.00	\$ 10.00	\$ 10.00	\$ - 0.00%
Wellness Fee (student imposed) per semester	\$ 75.00	\$ 75.00	\$ 75.00	\$ - 0.00%
Lab Fees (General)	\$ 30.00	\$ 30.00	\$ 30.00	\$ - 0.00%
Lab Fees (Nursing)	\$ 50.00	\$ 50.00	\$ 50.00	\$ - 0.00%
Lab Fees (Computer Science-depending on course)	\$ 25.00	\$ 25.00	\$ 25.00	\$ - 0.00%
Lab Fees (Applied Music)	\$ 69/cr hr	\$ 69/cr hr	\$ 69/cr hr	\$ - 0.00%
Lab Fees (Bowling)	\$ 50.00	\$ 50.00	\$ 50.00	\$ - 0.00%
Lab Fees (Golf)	\$ 70.00	\$ 70.00	\$ 70.00	\$ - 0.00%
Online fee (per course)	\$ 50.00	\$ 50.00	\$ 50.00	\$ - 0.00%
Course fees (Education all courses with EDU/SE/PEP/HED prefix)	\$10/cr hr	\$10/cr hr	\$10/cr hr	\$ - 0.00%
Course fees (Social Work SW499 and 499L)	\$10/cr hr	\$10/cr hr	\$10/cr hr	\$ - 0.00%
Course fees (Business all course with ACC, BAD, BED, ECO, MKT, and PAD prefix)	\$15/cr hr	\$15/cr hr	\$15/cr hr	\$ - 0.00%
Course fees (select Nursing courses -excludes FLW and includes surge tech)	\$10/cr hr	\$10/cr hr	\$10/cr hr	\$ - 0.00%
Deferred Payment Plan Fee	\$ 25.00	\$ 25.00	\$ 25.00	\$ - 0.00%
Graduation Fee	\$ 40.00	\$ 40.00	\$ 40.00	\$ - 0.00%
Health Insurance (International)	TBD	TBD	TBD	
Late Registration Fee (paid in advance of registration)	\$ 75.00	\$ 75.00	\$ 75.00	\$ - 0.00%
ACT Residual testing fee				
ID Replacement (\$40 after the 4th replacement ID)	\$ 25.00	\$ 25.00	\$ 25.00	\$ - 0.00%
Student Parking Permit - Fall (17.50/Spring, 8.75/Summer)	\$ 42.00	\$ 42.00	\$ 42.00	\$ - 0.00%
Faculty/Staff Parking Permit fee	\$ 75.00	\$ 75.00	\$ 75.00	\$ - 0.00%
Reserved Parking Permit fee	\$ 250.00	\$ 250.00	\$ 250.00	\$ - 0.00%
Transcript Fee	\$ 10.00	\$ 10.00	\$ 10.00	\$ - 0.00%
Application Fee -general	\$ 20.00	\$ 20.00	\$ 20.00	\$ - 0.00%
Application fee - graduate & international students	\$ 30.00	\$ 30.00	\$ 30.00	\$ - 0.00%
Application fee for Nursing school - BSN program	\$ 25.00	\$ 25.00	\$ 25.00	\$ - 0.00%
Senior Citizen Program (per Semester)	\$ 25.00	\$ 25.00	\$ 25.00	\$ - 0.00%
Credit-by-exam fee	\$ 102.00	\$ 102.00	\$ 102.00	\$ - 0.00%

Midwest Exchange Rates are 150% of the in-state rates

**IMPACT ON STUDENTS**  
**Fiscal Year 2020**

<b>Undergraduate In-State</b>				
	<b>Current</b>	<b>Proposed</b>	<b>Semester \$</b>	<b>Annual \$</b>
	<b>Semester Rates for</b>	<b>Semester Rates</b>	<b>increase</b>	<b>increase</b>
	<b>15 credit hours</b>	<b>15 credit hours</b>		
Tuition/Incidental Fees	\$ 3,135.00	\$ 3,273.75	\$ 138.75	\$ 277.50
Activity Fees (per credit hour)	\$ 150.00	\$ 150.00	\$ -	\$ -
Bldg/Mtn Fees (per semester)	\$ 132.16	\$ 132.16	\$ -	\$ -
Wellness Fee (per semester)	\$ 75.00	\$ 75.00	\$ -	\$ -
Athletic Fee (per credit hour)	\$ 150.00	\$ 150.00	\$ -	\$ -
Technology Fees (per semester)	\$ 173.94	\$ 173.94	\$ -	\$ -
<b>Total Off Campus Amount</b>	<b>\$ 3,816.10</b>	<b>\$ 3,954.85</b>	<b>\$ 138.75</b>	<b>\$ 277.50</b>
Room (Dawson, Martin or Perry)	\$ 1,809.00	\$ 1,864.00	\$ 55.00	\$ 110.00
Board (unlimited meal plan)	\$ 1,725.00	\$ 1,777.00	\$ 52.00	\$ 104.00
<b>Total On Campus Amount</b>	<b>\$ 7,350.10</b>	<b>\$ 7,595.85</b>	<b>\$ 245.75</b>	<b>\$ 491.50</b>

<b>Undergraduate Out-of-State</b>				
	<b>Current</b>	<b>Proposed</b>	<b>Semester \$</b>	<b>Annual \$</b>
	<b>Semester Rates for</b>	<b>Semester Rates</b>	<b>increase</b>	<b>increase</b>
	<b>15 credit hours</b>	<b>15 credit hours</b>		
Tuition/Incidental Fees	\$ 6,405.00	\$ 6,675.00	\$ 270.00	\$ 540.00
Activity Fees (per credit hour)	\$ 150.00	\$ 150.00	\$ -	\$ -
Bldg/Mtn Fees (per semester)	\$ 132.16	\$ 132.16	\$ -	\$ -
Wellness Fee (per semester)	\$ 75.00	\$ 75.00	\$ -	\$ -
Athletic Fee (per credit hour)	\$ 150.00	\$ 150.00	\$ -	\$ -
Technology Fees (per semester)	\$ 173.94	\$ 173.94	\$ -	\$ -
<b>Total Off Campus Amount</b>	<b>\$ 7,086.10</b>	<b>\$ 7,356.10</b>	<b>\$ 270.00</b>	<b>\$ 540.00</b>
Room (Dawson, Martin or Perry)	\$ 1,809.00	\$ 1,864.00	\$ 55.00	\$ 110.00
Board (unlimited meal plan)	\$ 1,725.00	\$ 1,777.00	\$ 52.00	\$ 104.00
<b>Total On Campus Amount</b>	<b>\$ 10,620.10</b>	<b>\$ 10,997.10</b>	<b>\$ 377.00</b>	<b>\$ 754.00</b>

<b>Graduate In-State (fees based on 9 credit hours/semester)</b>				
	<b>Current</b>	<b>Proposed</b>	<b>Semester \$</b>	<b>Annual \$</b>
	<b>Semester Rates</b>	<b>Semester Rates</b>	<b>increase</b>	<b>increase</b>
Tuition/Incidental Fees	\$ 2,619.00	\$ 2,731.50	\$ 112.50	\$ 225.00
Activity Fees (per credit hour)	\$ 90.00	\$ 90.00	\$ -	\$ -
Bldg/Mtn Fees (per semester)	\$ 132.16	\$ 132.16	\$ -	\$ -
Wellness Fee (per semester)	\$ 75.00	\$ 75.00	\$ -	\$ -
Athletic Fee (per credit hour)	\$ 90.00	\$ 90.00	\$ -	\$ -
Technology Fees (per semester)	\$ 173.94	\$ 173.94	\$ -	\$ -
<b>Total Off Campus Amount</b>	<b>\$ 3,180.10</b>	<b>\$ 3,292.60</b>	<b>\$ 112.50</b>	<b>\$ 225.00</b>

<b>Graduate Out-of-State (fees based on 9 credit hours/semester)</b>				
	<b>Current</b>	<b>Proposed</b>	<b>Semester \$</b>	<b>Annual \$</b>
	<b>Semester Rates</b>	<b>Semester Rates</b>	<b>increase</b>	<b>increase</b>
Tuition/Incidental Fees	\$ 4,873.50	\$ 5,076.00	\$ 202.50	\$ 405.00
Activity Fees (per credit hour)	\$ 90.00	\$ 90.00	\$ -	\$ -
Bldg/Mtn Fees (per semester)	\$ 132.16	\$ 132.16	\$ -	\$ -
Wellness Fee (per semester)	\$ 75.00	\$ 75.00	\$ -	\$ -
Athletic Fee (per credit hour)	\$ 90.00	\$ 90.00	\$ -	\$ -
Technology Fees (per semester)	\$ 173.94	\$ 173.94	\$ -	\$ -
<b>Total Off Campus Amount</b>	<b>\$ 5,434.60</b>	<b>\$ 5,637.10</b>	<b>\$ 202.50</b>	<b>\$ 405.00</b>





306 Young Hall • 820 Chestnut Street  
Jefferson City, MO 65101  
Phone: (573) 681-5071  
Fax: (573) 681-5072

**TO:** Members, Lincoln University Board of Curators

**THROUGH:** Jerald Jones Woolfolk, Ph.D., President

**FROM:** Sandy Koetting, VP Administration and Finance

**DATE:** June 6, 2019

**SUBJECT:** FY20 General and Auxiliary Operating Budgets

Please find attached the Lincoln University FY20 General and Auxiliary Operating Budget request for your review and approval. The total General and Auxiliary fund budget request are \$36,148,158 and \$7,468,658 respectively.

Your approval is requested.

**FISCAL YEAR 2020  
GENERAL FUND BUDGET**

Functional Category	FY 18 Budget	FY 18 Actuals	FY 19 Budget Request	FY 19 Actuals as of 4/30/19	FY 20 Budget Request	%	DIFF In FY 20 to 19
Instruction	\$ 11,189,037	\$ 11,446,422	\$ 11,332,540	\$ 8,389,552	\$ 11,350,816	31%	\$ 18,276
Research	\$ 1,503,456	\$ 1,852,371	\$ 1,791,378	\$ 1,047,010	\$ 1,825,671	5%	\$ 34,293
Public Service	\$ 1,616,344	\$ 2,143,809	\$ 1,922,484	\$ 1,233,621	\$ 1,922,946	5%	\$ 462
Academic Support	\$ 1,964,794	\$ 2,055,322	\$ 1,788,840	\$ 1,586,356	\$ 1,992,488	6%	\$ 203,648
Student Services	\$ 5,485,738	\$ 5,971,836	\$ 5,425,065	\$ 4,170,523	\$ 5,187,211	14%	\$ (237,854)
Institutional Support	\$ 6,974,625	\$ 8,046,706	\$ 7,408,138	\$ 5,184,241	\$ 7,629,312	21%	\$ 221,174
Operations/Maintenance	\$ 2,709,058	\$ 2,616,009	\$ 2,691,503	\$ 2,022,078	\$ 2,756,152	8%	\$ 64,649
Scholarships/Waivers	\$ 2,656,166	\$ 2,462,540	\$ 2,694,507	\$ 2,399,314	\$ 2,734,507	8%	\$ 40,000
Transfers <sup>4</sup>	\$ 1,369,072	\$ 1,770,843	\$ 1,110,459	\$ 868,085	\$ 749,055	2%	\$ (361,404)
<b>Totals</b>	<b>\$ 35,468,290</b>	<b>\$ 38,365,858</b>	<b>\$ 36,164,914</b>	<b>\$ 26,900,779</b>	<b>\$ 36,148,158</b>	<b>100%</b>	<b>\$ (16,756)</b>
<b>Income Category</b>							
State Appropriations <sup>1</sup>	\$ 19,274,087	\$ 19,274,087	\$ 19,856,087	\$ 16,546,740	\$ 19,856,087	55%	\$ -
Tuition, Incidental & Mandatory Fees <sup>2</sup>	\$ 14,896,931	\$ 14,975,328	\$ 15,005,863	\$ 14,167,083	\$ 14,968,736	41%	\$ (37,127)
Interest Income	\$ 50,000	\$ 211,496	\$ 68,000	\$ 390,632	\$ 150,000	0%	\$ 82,000
Indirect Costs	\$ 422,000	\$ 429,076	\$ 420,000	\$ 227,324	\$ 315,000	1%	\$ (105,000)
Sales and Services	\$ 47,000	\$ 50,305	\$ 31,000	\$ 29,401	\$ 21,000	0%	\$ (10,000)
Other Sources	\$ 278,272	\$ 571,246	\$ 283,964	\$ 257,893	\$ 237,335	1%	\$ (46,629)
Transfer Revenues	\$ -	\$ -	\$ -	\$ -	\$ 100,000	0%	\$ 100,000
Fund Balance	\$ 500,000	\$ -	\$ 500,000	\$ -	\$ 500,000	1%	\$ -
<b>Totals</b>	<b>\$ 35,468,290</b>	<b>\$ 35,511,537</b>	<b>\$ 36,164,914</b>	<b>\$ 31,619,073</b>	<b>\$ 36,148,158</b>	<b>100%</b>	<b>\$ (16,756)</b>
<b>Expenditure Category</b>							
Salaries/Wages	\$ 17,580,758	\$ 16,342,703	\$ 17,813,517	\$ 13,649,067	\$ 18,041,714	50%	\$ 228,197
Fringe Benefits <sup>3</sup>	\$ 5,961,857	\$ 9,723,096	\$ 6,359,830	\$ 4,633,941	\$ 6,888,556	19%	\$ 528,726
Student Labor	\$ 206,043	\$ 130,637	\$ 184,188	\$ 99,717	\$ 134,068	0%	\$ (50,120)
<b>Subtotal Personnel</b>	<b>\$ 23,748,658</b>	<b>\$ 26,196,436</b>	<b>\$ 24,357,535</b>	<b>\$ 18,382,725</b>	<b>\$ 25,064,338</b>	<b>69%</b>	<b>\$ 706,803</b>
Equipment Purchase	\$ 94,939	\$ 309,144	\$ 104,163	\$ 127,266	\$ 92,528	0%	\$ (11,635)
Contractual Services	\$ 3,586,027	\$ 4,254,960	\$ 3,700,637	\$ 2,870,833	\$ 3,635,713	10%	\$ (64,924)
Travel	\$ 729,822	\$ 573,798	\$ 724,138	\$ 450,485	\$ 739,605	2%	\$ 15,467
Consumable Supplies	\$ 404,966	\$ 434,737	\$ 428,583	\$ 363,927	\$ 412,024	1%	\$ (16,559)
Other Costs	\$ 1,830,379	\$ 1,451,316	\$ 2,039,107	\$ 862,728	\$ 1,794,310	5%	\$ (244,797)
Utilities/Communications	\$ 983,441	\$ 849,037	\$ 940,965	\$ 585,898	\$ 926,078	3%	\$ (14,887)
Scholarships/Waivers	\$ 2,720,986	\$ 2,525,587	\$ 2,759,327	\$ 2,388,833	\$ 2,734,507	8%	\$ (24,820)
Transfer Out <sup>4</sup>	\$ 1,369,072	\$ 1,770,843	\$ 1,110,459	\$ 868,085	\$ 749,055	2%	\$ (361,404)
<b>Subtotal Operations</b>	<b>\$ 11,719,632</b>	<b>\$ 12,169,422</b>	<b>\$ 11,807,379</b>	<b>\$ 8,518,054</b>	<b>\$ 11,083,820</b>	<b>31%</b>	<b>\$ (723,559)</b>
<b>GRAND TOTALS</b>	<b>\$ 35,468,290</b>	<b>\$ 38,365,858</b>	<b>\$ 36,164,914</b>	<b>\$ 26,900,779</b>	<b>\$ 36,148,158</b>	<b>100%</b>	<b>\$ (16,756)</b>

Notes:

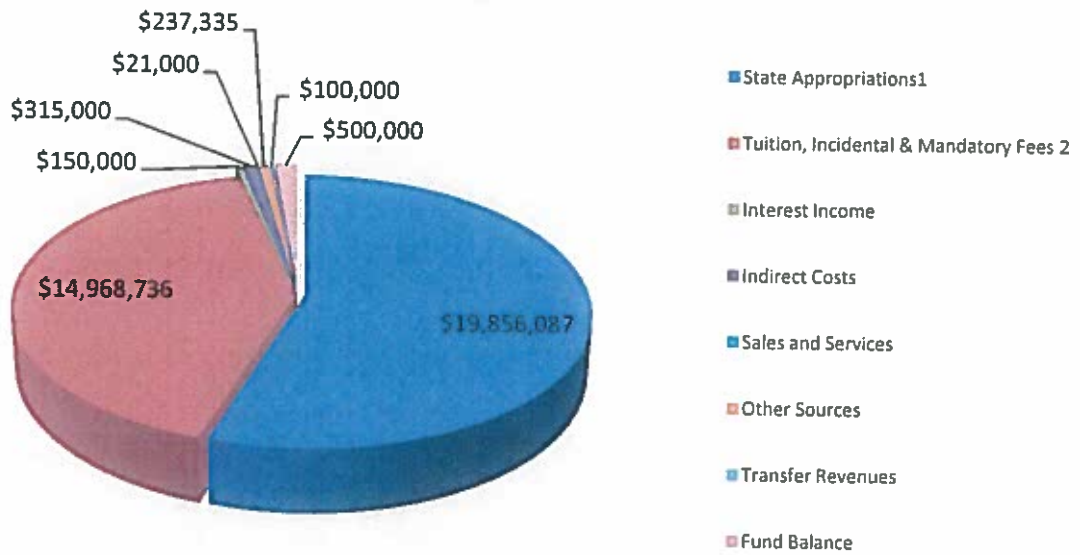
<sup>1</sup> State Appropriations is based on FY19 actuals (adjusted by the standard 3% Governor's Reserve).

<sup>2</sup> Tuition and Incidental fees are based on 57,712 credit hours.

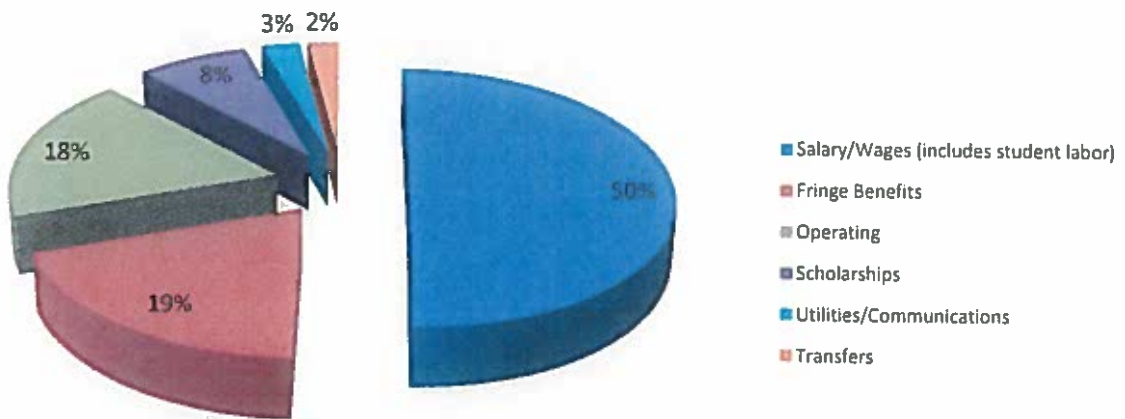
<sup>3</sup> Fringe benefits are calculated at 37.5% of salaries (across all funds).

<sup>4</sup> Transfer out reflects \$300,000 to ORM for base amount, \$205,120 to Plant for DNR Loan repayment and \$243,935 to Restricted for IDC.

## FY 20 Projected Revenues General Fund



## FY 20 Projected Expenses General Fund



**FISCAL YEAR 2020  
AUXILIARY FUND BUDGET**

Functional Category	FY 18 Budget	FY 18 Actuals	FY 19 Budget Request	FY 19 Actuals as of 4/30/19	FY 20 Budget Request	%	DIFF in FY 20 to 19
Institutional Support	\$ 2,998,379	\$ 3,194,142	\$ 3,325,785	\$ 2,569,225	\$ 3,412,188	46%	\$ 86,403
Operations/Maintenance	\$ 1,273,988	\$ 1,338,910	\$ 1,359,343	\$ 1,070,947	\$ 1,488,808	20%	\$ 129,465
Scholarships/Waivers	\$ 365,170	\$ 326,858	\$ 311,171	\$ 313,843	\$ 314,753	4%	\$ 3,582
Transfers <sup>3</sup>	\$ 2,254,161	\$ 3,252,295	\$ 2,252,909	\$ 2,215,871	\$ 2,252,909	30%	\$ -
<b>Totals</b>	<b>\$ 6,891,698</b>	<b>\$ 8,112,204</b>	<b>\$ 7,249,208</b>	<b>\$ 6,169,885</b>	<b>\$ 7,468,658</b>	<b>100%</b>	<b>\$ 219,450</b>
<b>Income Category</b>							
Residence Hall Revenue <sup>1</sup>	\$ 3,314,195	\$ 3,989,541	\$ 3,416,763	\$ 3,806,011	\$ 3,651,112	49%	\$ 234,349
Board Revenue <sup>2</sup>	\$ 2,703,470	\$ 3,216,257	\$ 2,846,150	\$ 3,083,520	\$ 3,042,841	41%	\$ 196,691
Auxiliary System Appropriation	\$ 653,888	\$ 640,802	\$ 641,545	\$ 588,551	\$ 600,205	8%	\$ (41,340)
Sales & Service	\$ 198,500	\$ 210,035	\$ 173,750	\$ 127,009	\$ 164,500	2%	\$ (9,250)
Facility Rentals	\$ 21,645	\$ 21,425	\$ 21,000	\$ 25,136	\$ 10,000	0%	\$ (11,000)
Transfer Revenues	\$ -	\$ -	\$ 150,000	\$ -	\$ -	0%	\$ (150,000)
Other Revenue	\$ -	\$ 5,160	\$ -	\$ 620	\$ -	0%	\$ -
<b>Totals</b>	<b>\$ 6,891,698</b>	<b>\$ 8,083,220</b>	<b>\$ 7,249,208</b>	<b>\$ 7,630,847</b>	<b>\$ 7,468,658</b>	<b>100%</b>	<b>\$ 219,450</b>
<b>Expenditure Category</b>							
Salaries/Wages	\$ 416,363	\$ 350,950	\$ 532,967	\$ 347,050	\$ 494,913	7%	\$ (38,054)
Fringe Benefits	\$ 137,399	\$ 131,148	\$ 186,539	\$ 144,223	\$ 185,593	2%	\$ (946)
Student Labor	\$ 39,747	\$ 23,344	\$ 39,747	\$ 7,855	\$ 39,747	1%	\$ -
<b>Subtotal Personnel</b>	<b>\$ 593,509</b>	<b>\$ 505,442</b>	<b>\$ 759,253</b>	<b>\$ 499,128</b>	<b>\$ 720,253</b>	<b>10%</b>	<b>\$ (39,000)</b>
Equipment Purchase	\$ 5,940	\$ 12,543	\$ 4,440	\$ 11,589	\$ 4,440	0%	\$ -
Contractual Services	\$ 2,729,323	\$ 3,005,285	\$ 2,926,128	\$ 2,497,885	\$ 3,055,193	41%	\$ 129,065
Travel	\$ 2,000	\$ 2,774	\$ 2,000	\$ 2,297	\$ 1,500	0%	\$ (500)
Consumable Supplies	\$ 37,085	\$ 52,052	\$ 18,342	\$ 12,199	\$ 18,042	0%	\$ (300)
Other Costs	\$ 163,784	\$ 162,211	\$ 162,535	\$ 11,884	\$ 242,579	3%	\$ 80,044
Utilities/Communications	\$ 740,726	\$ 790,320	\$ 812,430	\$ 605,188	\$ 858,989	12%	\$ 46,559
Scholarships/Waivers	\$ 365,170	\$ 329,283	\$ 311,171	\$ 313,843	\$ 314,753	4%	\$ 3,582
Transfer Out <sup>3</sup>	\$ 2,254,161	\$ 3,252,295	\$ 2,252,909	\$ 2,215,871	\$ 2,252,909	30%	\$ -
<b>Subtotal Operations</b>	<b>\$ 6,298,189</b>	<b>\$ 7,606,762</b>	<b>\$ 6,489,955</b>	<b>\$ 5,670,757</b>	<b>\$ 6,748,405</b>	<b>90%</b>	<b>\$ 258,450</b>
<b>GRAND TOTALS</b>	<b>\$ 6,891,698</b>	<b>\$ 8,112,204</b>	<b>\$ 7,249,208</b>	<b>\$ 6,169,885</b>	<b>\$ 7,468,658</b>	<b>100%</b>	<b>\$ 219,450</b>

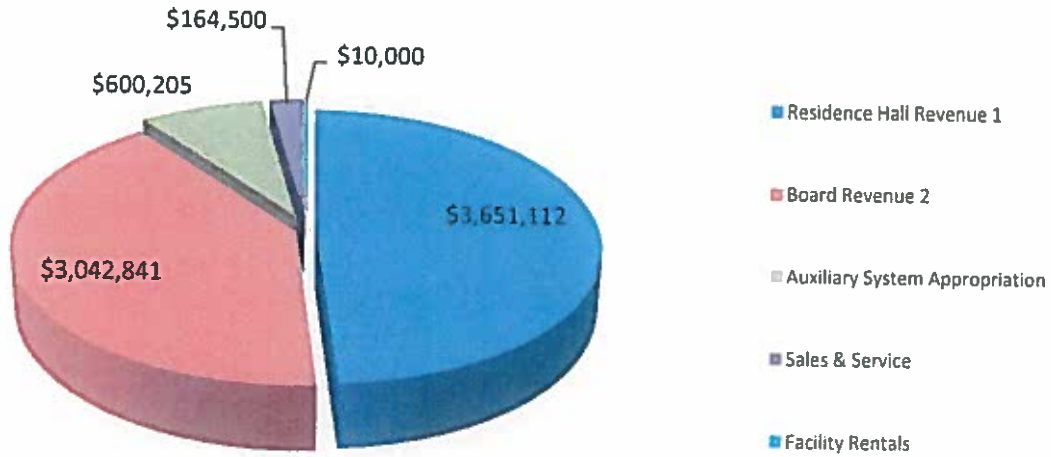
Notes:

<sup>1</sup> Room revenue is based on average occupancy, 917 in the Fall and 755 in the Spring.

<sup>2</sup> Board revenue is based on average plan participation levels, 962 in the Fall and 791 in the Spring.

<sup>3</sup> Transfer out reflects payments made for principal and interest payments on revenue bonds (2007, 2015A and 2015B) and transfers to the Plant Fund.

## FY 20 Projected Revenues Auxiliary Fund



## FY 20 Projected Expenses Auxiliary Fund

