

Lincoln University Board of Curators

February 20, 2020

OPEN SESSION

1. Call To Order:

The Lincoln University Board of Curators Open Session was officially called to order by Board President Frank J. Logan, Sr. at 8:30 a.m., on Thursday, February 20, 2020, in the Board Room, 201 Young Hall, on the Lincoln University campus, Jefferson City, Missouri.

1. A. Roll Call: Curators present were: Vernon V. Bracy, Everidge Cade, Jr., Don W. Cook, Sr., Frank J. Logan, Sr., Victor B. Pasley, Richard R. Popp, Winston J. Rutledge, and Marvin O. Teer, Jr. Curators Vernon V. Bracy and Everidge Cade, Jr., participated via telephone. Cheryl Jones recorded the minutes.

2. Approval of the Open Session Agenda (Action - Enclosure 1): Curator Rutledge moved for approval of the Revised Open Session Agenda as distributed. Curator Teer seconded the motion. Motion carried.

3. Approval of the Open Session Minutes (Action - Enclosure 2): Curator Pasley moved for approval of the November 7, 2019 Open Session Minutes and the December 9, 2019 Open Session Conference Call Minutes. Curator Popp seconded the motion. Motion carried.

4. Report from the President of the Lincoln University Board of Curators - Frank J. Logan, Sr.:

4. A. Report from the Nominating Committee: Curator Don W. Cook, Sr., Chair, gave the report from the Nominating Committee. The Nominating committee is recommending the following slate of officers for the Board of Curators for calendar year.2020:

President:	Frank J. Logan, Sr.
Vice President:	Winston J. Rutledge
Secretary:	Don W. Cook, Sr.
Treasurer:	Marvin O. Teer, Jr.

Curator Rutledge moved for approval of the slate of officers as presented. Curator Popp seconded the motion. Motion carried.

5. Reports from the Office of the President - Dr. Jerald Jones Woolfolk, President (Enclosure 3):

President Jerald Jones Woolfolk gave a brief report on activities occurring since the last meeting of the Board of Curators. The report was for the Board's information only and required no action.

5. A. Progress Report from the Faculty Senate - Dr. Bryan Salmons, Chair: Dr. Bryan Salmons gave a brief report from the Faculty Senate. The report was for the Board's information only and required no action.

5. B. Progress Report from the Staff Council - Ms. Kelli Todd, Chair: Ms. Kelli Todd gave a brief report on behalf of the Staff Council. This report was for the Board's information only.

The Open Session recessed at 10:45 a.m. for the Founders' Day Convocation and Luncheon. The Open Session reconvened at 12:45 p.m.

6. Action Items:

Academic/Student Affairs Committee - Curator Winston Rutledge

Budget and Finance Committee - Curator Marvin O. Teer, Jr.

6. A. Flat Rate Tuition (Action):

Mrs. Sandy Koetting, Vice President for Administration and Finance, reviewed the recommendation that Lincoln University implement the attached flat rate tuition effective Fall Semester 2020. The proposal would create a flat rate tuition for students taking 12 to 18 credit hours. Students taking 12-14 hours will see an increase in total cost if they continue to register for 12 credit hours. Students taking 15 credit hours will not be impacted as the flat rate tuition is based on the 15 per credit hour rate. Students taking greater than 15 credit hours will see a reduction in cost per semester. Curator Teer moved for approval of the recommendation as presented. Curator Rutledge seconded the motion. Motion carried as follows:

Curator Bracy	Yes	Curator Cade	Abstain
Curator Cook	Yes	Curator Logan	Yes
Curator Pasley	No	Curator Popp	No
Curator Rutledge	Yes	Curator Teer	Yes

7. INFORMATION ITEMS:

Enclosures 4-10 were for the Board's Information only.

8. Other Business:

There was no Other Business for discussion in Open Session.

9. Motion for Adjournment/Closed Session:

Curator President Logan asked that the Board be given the authority to commence a closed meeting, possible closed vote, and possible closed record as follows: (1) "Legal actions, causes of action or litigation involving a public governmental body;" (3) "Relating to the hiring, firing, disciplining, or promotion of an employee of a public governmental body;" (6) "Scholastic probation, expulsion, or graduation of identifiable individuals;" (13) "Individually identifiable personnel records, performance ratings or records pertaining to employees or applicants for employment;" (14) "Records which are protected from disclosure by law;" and other matters for which a closed meeting is authorized pursuant to Section 610.021 RSMo.


Curator Popp so moved. Curator Cook seconded the motion. Motion carried as follows:

Curator Cade	Yes	Curator Cook	Yes
Curator Logan	Yes	Curator Pasley	Yes
Curator Popp	Yes	Curator Rutledge	Yes

The Open Session of the Lincoln University Board of Curators adjourned at 1:15 p.m.





Frank J. Logan, Sr., President



Don W. Cook, Sr., Secretary



306 Young Hall • 820 Chestnut Street
Jefferson City, MO 65101
Phone: (573) 681-5071
Fax: (573) 681-5072

TO: Lincoln University Board of Curators
THROUGH: Jerald Jones Woolfolk, Ph.D., President 
FROM: Sandy Koetting, VP Administration and Finance 
DATE: February 4, 2020
SUBJECT: Action Item – Flat Rate tuition

Based on historical trends, Lincoln University's average four-year graduation rate is 9% with the six-year graduation rate averaging 23%. The most recent cohort is 2013 with a four-year graduation rate of 8% and six-year graduation rate of 26%. To focus students on a four-year graduation path, students must register and be successful at 15 credit hours per semester. Implementation of a flat rate tuition will strongly encourage students to register for the 15 credit hours per semester.

The attached flat rate proposal would create a flat rate tuition for students taking 12 to 18 credit hours. Students taking 12-14 hours will see an increase in total cost if they continue to register for 12 credit hours. Students taking 15 credit hours will not be impacted as the flat rate tuition is based on the 15 per credit hour rate. Students taking greater than 15 credit hours will see a reduction in cost per semester.

A secondary impact of creating the flat rate tuition is the discount received by students taking greater than 15 credit hours. If a student previously took 18 hours, they paid \$218.25 per credit hour plus fees. Moving to a flat rate tuition, students taking 18 credit hours will be paying \$181.88 per credit hour plus fees, a savings of \$36.37 per credit hour. This discount will provide an additional recruitment tool.

Your approval of the flat rate tuition effective fall 2020 is requested.

**FLAT RATE TUITION PROPOSAL
IMPACT ON UNDERGRADUATE IN STATE STUDENTS
Effective Fiscal Year 2021 (Fall 2020)**

	Current Undergraduate In-State (per credit hour)								
	12 Credit Hours	13 Credit Hours	14 Credit Hours	15 Credit Hours	16 Credit Hours	17 Credit Hours	18 Credit Hours	18 Credit Hours	18 Credit Hours
Tuition/Incidental Fees	\$ 2,619.00	\$ 2,837.25	\$ 3,055.50	\$ 3,273.75	\$ 3,492.00	\$ 3,710.25	\$ 3,928.50	\$ 3,928.50	\$ 3,928.50
Activity Fees (per credit hour)	\$ 120.00	\$ 130.00	\$ 140.00	\$ 150.00	\$ 160.00	\$ 170.00	\$ 180.00	\$ 180.00	\$ 180.00
Bldg/Min Fees (per semester)	\$ 132.16	\$ 132.16	\$ 132.16	\$ 132.16	\$ 132.16	\$ 132.16	\$ 132.16	\$ 132.16	\$ 132.16
Wellness Fee (per semester)	\$ 75.00	\$ 75.00	\$ 75.00	\$ 75.00	\$ 75.00	\$ 75.00	\$ 75.00	\$ 75.00	\$ 75.00
Athletic Fee (per credit hour)	\$ 120.00	\$ 130.00	\$ 140.00	\$ 150.00	\$ 160.00	\$ 170.00	\$ 180.00	\$ 180.00	\$ 180.00
Technology Fees (per semester)	\$ 173.94	\$ 173.94	\$ 173.94	\$ 173.94	\$ 173.94	\$ 173.94	\$ 173.94	\$ 173.94	\$ 173.94
Total Off Campus Amount	\$ 3,240.10	\$ 3,478.35	\$ 3,716.60	\$ 3,954.85	\$ 4,193.10	\$ 4,431.35	\$ 4,669.60	\$ 4,669.60	\$ 4,669.60
Room (Dawson, Martin or Perry)	\$ 1,864.00	\$ 1,864.00	\$ 1,864.00	\$ 1,864.00	\$ 1,864.00	\$ 1,864.00	\$ 1,864.00	\$ 1,864.00	\$ 1,864.00
Board (unlimited meal plan)	\$ 1,777.00	\$ 1,777.00	\$ 1,777.00	\$ 1,777.00	\$ 1,777.00	\$ 1,777.00	\$ 1,777.00	\$ 1,777.00	\$ 1,777.00
Total On Campus Amount	\$ 6,881.10	\$ 7,119.35	\$ 7,357.60	\$ 7,595.85	\$ 7,834.10	\$ 8,072.35	\$ 8,310.60	\$ 8,310.60	\$ 8,310.60

	Proposed Undergraduate In-State (flat rate 12-18)								
	12 Credit Hours	13 Credit Hours	14 Credit Hours	15 Credit Hours	16 Credit Hours	17 Credit Hours	18 Credit Hours	18 Credit Hours	18 Credit Hours
Tuition/Incidental Fees	\$ 3,273.75	\$ 3,273.75	\$ 3,273.75	\$ 3,273.75	\$ 3,273.75	\$ 3,273.75	\$ 3,273.75	\$ 3,273.75	\$ 3,273.75
Activity Fees (per credit hour)	\$ 120.00	\$ 130.00	\$ 140.00	\$ 150.00	\$ 160.00	\$ 170.00	\$ 180.00	\$ 180.00	\$ 180.00
Bldg/Min Fees (per semester)	\$ 132.16	\$ 132.16	\$ 132.16	\$ 132.16	\$ 132.16	\$ 132.16	\$ 132.16	\$ 132.16	\$ 132.16
Wellness Fee (per semester)	\$ 75.00	\$ 75.00	\$ 75.00	\$ 75.00	\$ 75.00	\$ 75.00	\$ 75.00	\$ 75.00	\$ 75.00
Athletic Fee (per credit hour)	\$ 120.00	\$ 130.00	\$ 140.00	\$ 150.00	\$ 160.00	\$ 170.00	\$ 180.00	\$ 180.00	\$ 180.00
Technology Fees (per semester)	\$ 173.94	\$ 173.94	\$ 173.94	\$ 173.94	\$ 173.94	\$ 173.94	\$ 173.94	\$ 173.94	\$ 173.94
Total Off Campus Amount	\$ 3,894.85	\$ 3,914.85	\$ 3,934.85	\$ 3,954.85	\$ 3,974.85	\$ 3,994.85	\$ 4,014.85	\$ 4,014.85	\$ 4,014.85
Room (Dawson, Martin or Perry)	\$ 1,864.00	\$ 1,864.00	\$ 1,864.00	\$ 1,864.00	\$ 1,864.00	\$ 1,864.00	\$ 1,864.00	\$ 1,864.00	\$ 1,864.00
Board (unlimited meal plan)	\$ 1,777.00	\$ 1,777.00	\$ 1,777.00	\$ 1,777.00	\$ 1,777.00	\$ 1,777.00	\$ 1,777.00	\$ 1,777.00	\$ 1,777.00
Total On Campus Amount	\$ 7,535.85	\$ 7,555.85	\$ 7,575.85	\$ 7,595.85	\$ 7,615.85	\$ 7,635.85	\$ 7,655.85	\$ 7,655.85	\$ 7,655.85

	Impact to the student from per credit hour to flat rate								
	12 Credit Hours	13 Credit Hours	14 Credit Hours	15 Credit Hours	16 Credit Hours	17 Credit Hours	18 Credit Hours	18 Credit Hours	18 Credit Hours
Tuition/Incidental Fees	\$ 654.75	\$ 436.50	\$ 218.25	\$ -	\$ -	\$ (436.50)	\$ (654.75)	\$ -	\$ -
Activity Fees (per credit hour)	\$ -	\$ -	\$ -	\$ -	\$ -	\$ -	\$ -	\$ -	\$ -
Bldg/Min Fees (per semester)	\$ -	\$ -	\$ -	\$ -	\$ -	\$ -	\$ -	\$ -	\$ -
Wellness Fee (per semester)	\$ -	\$ -	\$ -	\$ -	\$ -	\$ -	\$ -	\$ -	\$ -
Athletic Fee (per credit hour)	\$ -	\$ -	\$ -	\$ -	\$ -	\$ -	\$ -	\$ -	\$ -
Technology Fees (per semester)	\$ -	\$ -	\$ -	\$ -	\$ -	\$ -	\$ -	\$ -	\$ -
Total Off Campus Amount	\$ 654.75	\$ 436.50	\$ 218.25	\$ -	\$ -	\$ (436.50)	\$ (654.75)	\$ -	\$ -
Room (Dawson, Martin or Perry)	\$ -	\$ -	\$ -	\$ -	\$ -	\$ -	\$ -	\$ -	\$ -
Board (unlimited meal plan)	\$ -	\$ -	\$ -	\$ -	\$ -	\$ -	\$ -	\$ -	\$ -
Total On Campus Amount	\$ 654.75	\$ 436.50	\$ 218.25	\$ -	\$ -	\$ (436.50)	\$ (654.75)	\$ -	\$ -

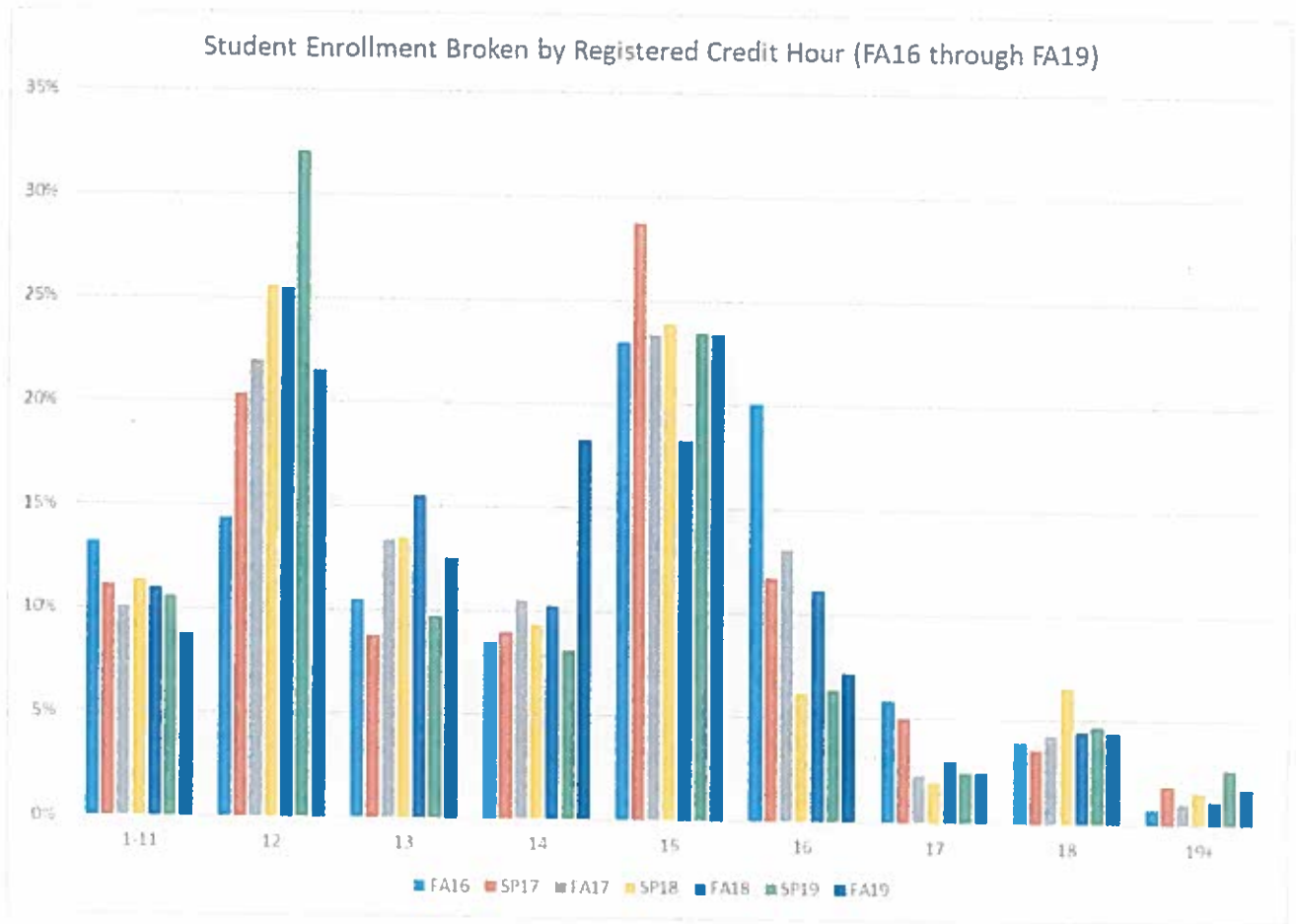
**FLAT RATE TUITION PROPOSAL
IMPACT ON UNDERGRADUATE OUT OF STATE STUDENTS
Effective Fiscal Year 2021 (Fall 2020)**

	Current Undergraduate Out-of-State (per credit hour)								
	12 Credit Hours	13 Credit Hours	14 Credit Hours	15 Credit Hours	16 Credit Hours	17 Credit Hours	18 Credit Hours	19 Credit Hours	20 Credit Hours
Tuition/Incidental Fees	\$ 5,340.00	\$ 5,785.00	\$ 6,230.00	\$ 6,675.00	\$ 7,120.00	\$ 7,565.00	\$ 8,010.00	\$ 8,455.00	\$ 8,900.00
Activity Fees (per credit hour)	\$ 120.00	\$ 130.00	\$ 140.00	\$ 150.00	\$ 160.00	\$ 170.00	\$ 180.00	\$ 190.00	\$ 200.00
Bldg/Min Fees (per semester)	\$ 132.16	\$ 132.16	\$ 132.16	\$ 132.16	\$ 132.16	\$ 132.16	\$ 132.16	\$ 132.16	\$ 132.16
Wellness Fee (per semester)	\$ 75.00	\$ 75.00	\$ 75.00	\$ 75.00	\$ 75.00	\$ 75.00	\$ 75.00	\$ 75.00	\$ 75.00
Athletic Fee (per credit hour)	\$ 120.00	\$ 130.00	\$ 140.00	\$ 150.00	\$ 160.00	\$ 170.00	\$ 180.00	\$ 190.00	\$ 200.00
Technology Fees (per semester)	\$ 173.94	\$ 173.94	\$ 173.94	\$ 173.94	\$ 173.94	\$ 173.94	\$ 173.94	\$ 173.94	\$ 173.94
Total Off Campus Amount	\$ 5,961.10	\$ 6,426.10	\$ 6,891.10	\$ 7,356.10	\$ 7,821.10	\$ 8,286.10	\$ 8,751.10	\$ 9,216.10	\$ 9,681.10
Room (Dawson, Martin or Perry)	\$ 1,864.00	\$ 1,864.00	\$ 1,864.00	\$ 1,864.00	\$ 1,864.00	\$ 1,864.00	\$ 1,864.00	\$ 1,864.00	\$ 1,864.00
Board (unlimited meal plan)	\$ 1,777.00	\$ 1,777.00	\$ 1,777.00	\$ 1,777.00	\$ 1,777.00	\$ 1,777.00	\$ 1,777.00	\$ 1,777.00	\$ 1,777.00
Total On Campus Amount	\$ 9,602.10	\$ 10,067.10	\$ 10,532.10	\$ 10,997.10	\$ 11,462.10	\$ 11,927.10	\$ 12,392.10	\$ 12,857.10	\$ 13,322.10

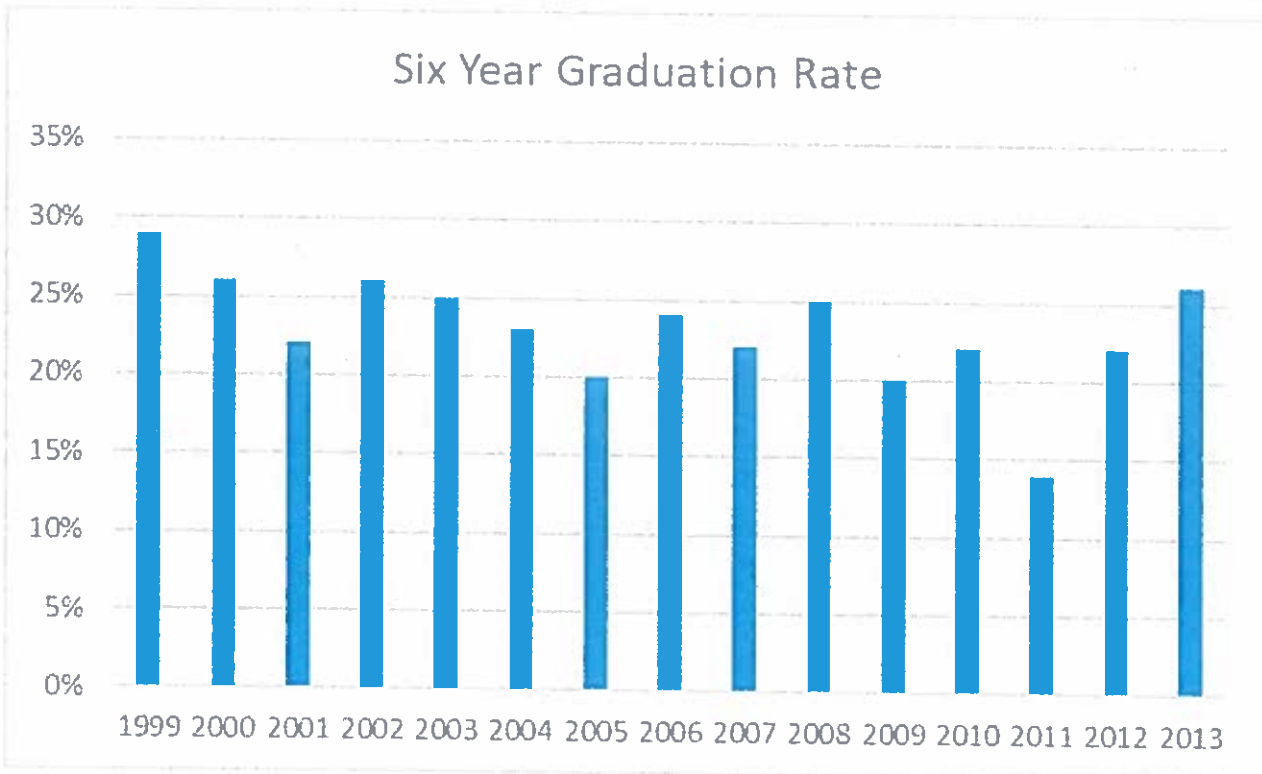
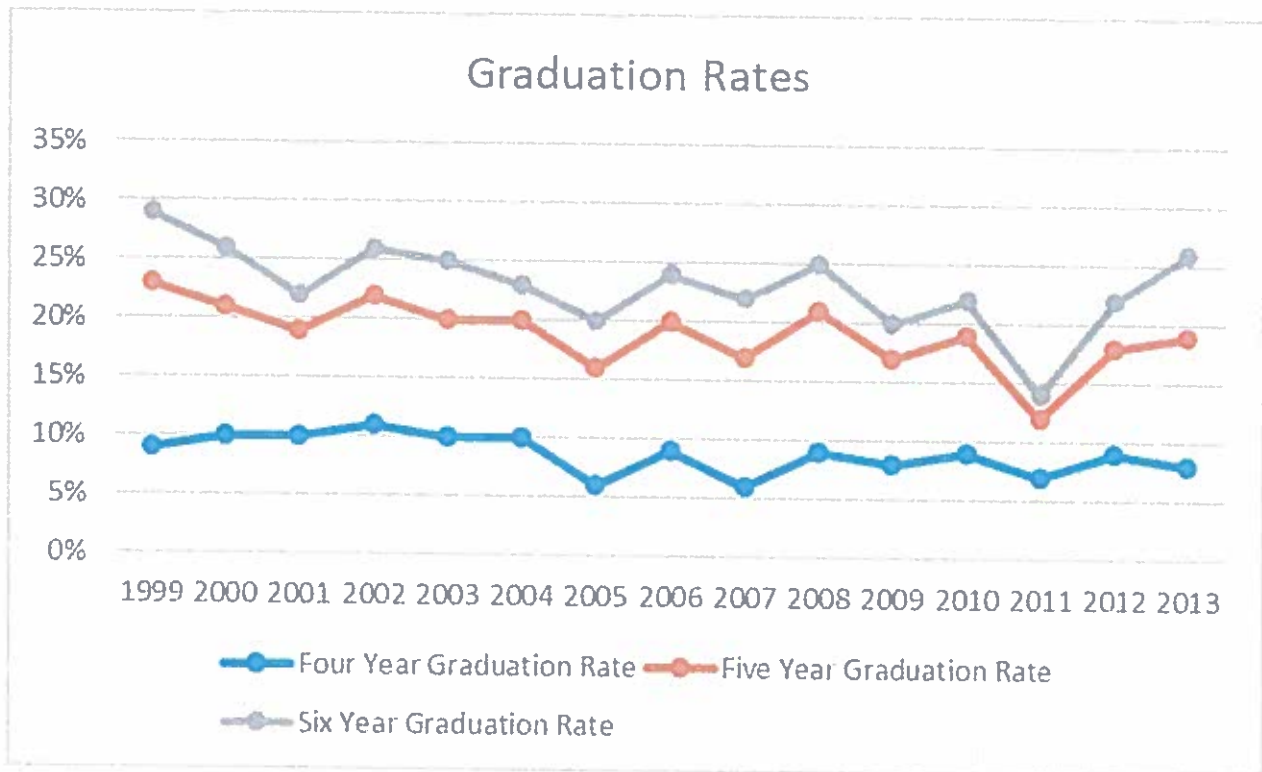
	Proposed Undergraduate Out-of-State (flat rate 12-18)								
	12 Credit Hours	13 Credit Hours	14 Credit Hours	15 Credit Hours	16 Credit Hours	17 Credit Hours	18 Credit Hours	19 Credit Hours	20 Credit Hours
Tuition/Incidental Fees	\$ 6,675.00	\$ 6,675.00	\$ 6,675.00	\$ 6,675.00	\$ 6,675.00	\$ 6,675.00	\$ 6,675.00	\$ 6,675.00	\$ 6,675.00
Activity Fees (per credit hour)	\$ 120.00	\$ 130.00	\$ 140.00	\$ 150.00	\$ 160.00	\$ 170.00	\$ 180.00	\$ 190.00	\$ 200.00
Bldg/Min Fees (per semester)	\$ 132.16	\$ 132.16	\$ 132.16	\$ 132.16	\$ 132.16	\$ 132.16	\$ 132.16	\$ 132.16	\$ 132.16
Wellness Fee (per semester)	\$ 75.00	\$ 75.00	\$ 75.00	\$ 75.00	\$ 75.00	\$ 75.00	\$ 75.00	\$ 75.00	\$ 75.00
Athletic Fee (per credit hour)	\$ 120.00	\$ 130.00	\$ 140.00	\$ 150.00	\$ 160.00	\$ 170.00	\$ 180.00	\$ 190.00	\$ 200.00
Technology Fees (per semester)	\$ 173.94	\$ 173.94	\$ 173.94	\$ 173.94	\$ 173.94	\$ 173.94	\$ 173.94	\$ 173.94	\$ 173.94
Total Off Campus Amount	\$ 7,296.10	\$ 7,316.10	\$ 7,336.10	\$ 7,356.10	\$ 7,376.10	\$ 7,396.10	\$ 7,416.10	\$ 7,436.10	\$ 7,456.10
Room (Dawson, Martin or Perry)	\$ 1,864.00	\$ 1,864.00	\$ 1,864.00	\$ 1,864.00	\$ 1,864.00	\$ 1,864.00	\$ 1,864.00	\$ 1,864.00	\$ 1,864.00
Board (unlimited meal plan)	\$ 1,777.00	\$ 1,777.00	\$ 1,777.00	\$ 1,777.00	\$ 1,777.00	\$ 1,777.00	\$ 1,777.00	\$ 1,777.00	\$ 1,777.00
Total On Campus Amount	\$ 10,937.10	\$ 10,957.10	\$ 10,977.10	\$ 10,997.10	\$ 11,017.10	\$ 11,037.10	\$ 11,057.10	\$ 11,077.10	\$ 11,097.10

	Impact to the student from per credit hour to flat rate								
	12 Credit Hours	13 Credit Hours	14 Credit Hours	15 Credit Hours	16 Credit Hours	17 Credit Hours	18 Credit Hours	19 Credit Hours	20 Credit Hours
Tuition/Incidental Fees	\$ 1,335.00	\$ 890.00	\$ 445.00	\$ -	\$ -	\$ -	\$ -	\$ -	\$ -
Activity Fees (per credit hour)	\$ -	\$ -	\$ -	\$ -	\$ -	\$ -	\$ -	\$ -	\$ -
Bldg/Min Fees (per semester)	\$ -	\$ -	\$ -	\$ -	\$ -	\$ -	\$ -	\$ -	\$ -
Wellness Fee (per semester)	\$ -	\$ -	\$ -	\$ -	\$ -	\$ -	\$ -	\$ -	\$ -
Athletic Fee (per credit hour)	\$ -	\$ -	\$ -	\$ -	\$ -	\$ -	\$ -	\$ -	\$ -
Technology Fees (per semester)	\$ -	\$ -	\$ -	\$ -	\$ -	\$ -	\$ -	\$ -	\$ -
Total Off Campus Amount	\$ 1,335.00	\$ 890.00	\$ 445.00	\$ -	\$ -	\$ -	\$ -	\$ -	\$ -
Room (Dawson, Martin or Perry)	\$ -	\$ -	\$ -	\$ -	\$ -	\$ -	\$ -	\$ -	\$ -
Board (unlimited meal plan)	\$ -	\$ -	\$ -	\$ -	\$ -	\$ -	\$ -	\$ -	\$ -
Total On Campus Amount	\$ 1,335.00	\$ 890.00	\$ 445.00	\$ -	\$ -	\$ -	\$ -	\$ -	\$ -

University Statistics



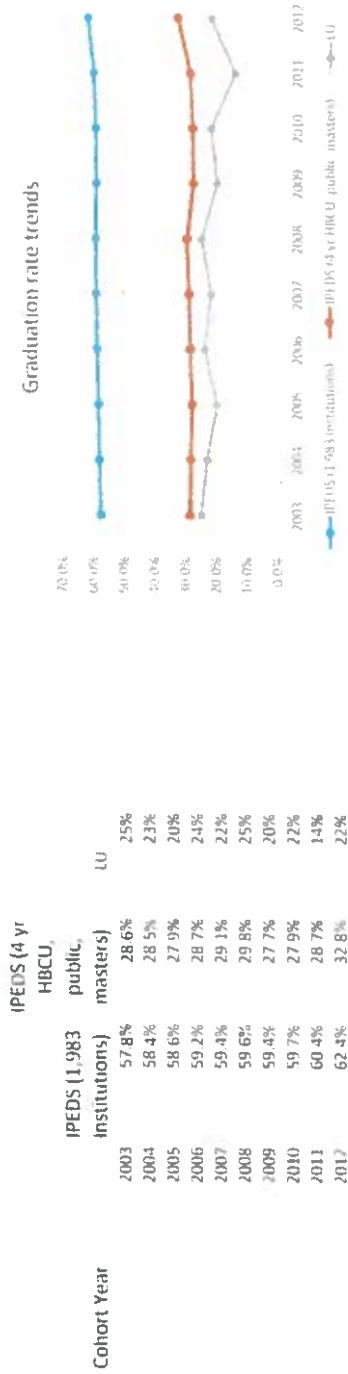
Lincoln University Graduation Statistics



Note: Graduation data is built from fall cohorts. Therefore, the last six year graduation cohort data available is 2013.

National Center for Education Statistics

Graduation rate within 150% of normal time for bachelor's or equivalent degree-seeking undergraduate students who received a bachelor's or equivalent degree at 4-year postsecondary institutions.



For 4-year institutions, 150% of normal time is equivalent to taking 6 years to complete the bachelor's degree or equivalent. This table presents data items collected from Title IV institutions in the United States. Prior to cohort year 2004, the data include only Title IV primarily postsecondary institutions.

Results limited by:
 Control of institution: Public
 Level of institution: Four or more years
 Institutional category: Degree granting, primarily baccalaureate or above
 Highest degree offered: Master's degree
 Historically Black College or University: Yes