

ACCESSING SELF-SERVICE

The image features a white background with abstract blue geometric shapes. On the left, there is a small, dark blue triangle pointing upwards. On the right, there is a large, complex shape composed of several overlapping, semi-transparent blue polygons in various shades, creating a layered effect. The text 'ACCESSING SELF-SERVICE' is centered in a dark blue, sans-serif font.

To Begin:

1. Use Google Chrome search engine
2. Type in the search box:
[Lincoln University's website: www.lincolnu.edu](http://www.lincolnu.edu)
3. Click “Login” located in the top right hand corner

https://www.lincolnu.edu/

Login | Human Resources | LU Online and Extended Studies | Extension & Research | Library | LU Calendar | Apply

Search

About Lincoln | Academics | Future Students | Current Students | Financial Aid | Athletics | Alumni | Quick Links

MALES OF COLOR IN EDUCATION AWARENESS CONFERENCE
APRIL 6, 2019
JEFFERSON CITY, MO

Keynote Speaker
Kelvin Adams
St. Louis Public Schools

Presenters
Derald Davis
Kansas City Public Schools

Peter Stiepleman
Columbia Public Schools

Edward Hill
Texas A&M University
Central Texas

PRESENTED IN COLLABORATION WITH:
Harris-Stowe State University
College of Education

College of Education
University of Missouri

Register at www.bit.ly/awareness-conference | **Deadline to register: March 23rd**
\$75 per person (Students \$25) | For more information contact School@Lincolnu.edu

This Is Lincoln. Discover Why Lincoln University is Right for You!

VIDEO TOUR



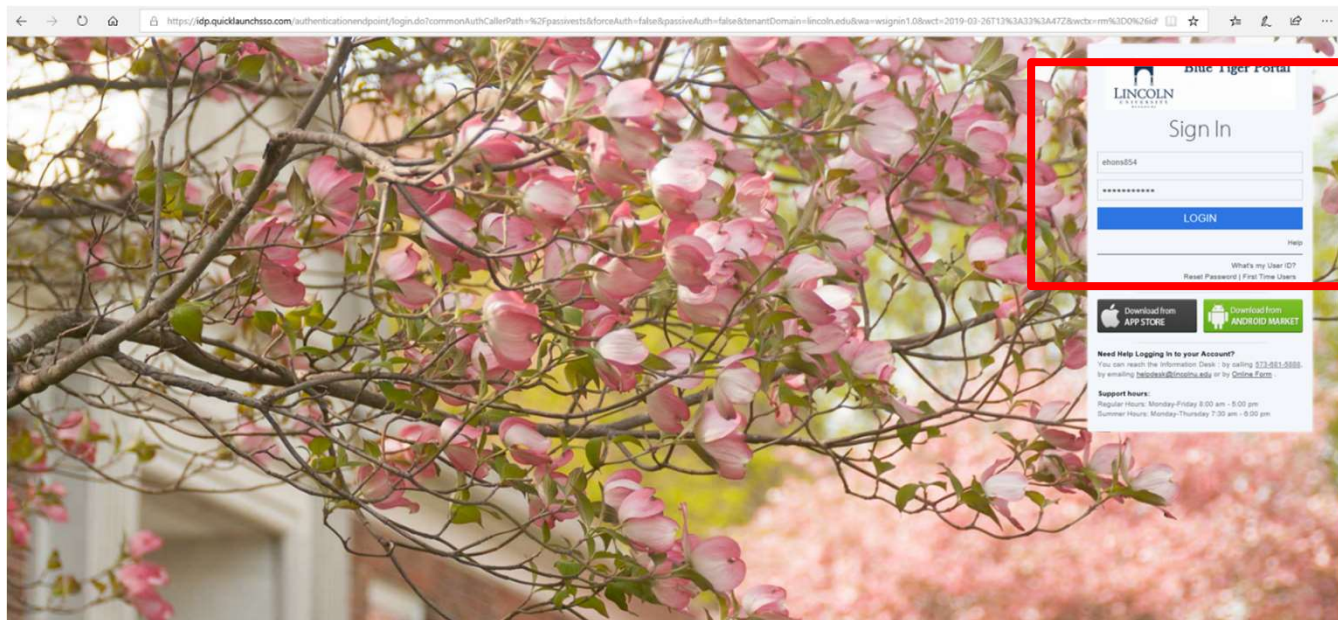
<https://www.lincolnu.edu/web/human-resource-services/human-resources>

Enter the following information in Portal Home:

Username: xxxxx####

Password: ????????

Click Login



Locate and click on “self-service”

The screenshot shows a university website dashboard. At the top is a dark navigation bar with links: Student Home, Book Store, Library, Student Resources, Tech Support, LU Police Department, Reservation Request, and Academic Calendar. Below this, a user is logged in, with their name redacted. A grid of service icons is displayed, including Outlook WebMail, Faculty/Staff Email, LU WebAdvisor, CRM Advise, Dynamic Forms, LU Online, Student Email, and Self-Service. The Self-Service icon is circled in red. To the right is a large banner for GradReady with the text "NEED HELP MANAGING YOUR TUITION, BUDGET OR BILLS? Check out GradReady! Start Now!". Below the banner is a "NEW FEATURE Student Gmail Dashboard" section with a dropdown menu set to "Select--". On the far right, there is a "Tech Support" section with text about the Information Technology team and an "Update Security" link.

Student Home Book Store Library Student Resources Tech Support LU Police Department Reservation Request Academic Calendar

You are logged in as [REDACTED]

Faculty/Staff Email Dynamic Forms Student Email Self-Service WebAdvisor LU Online LU WebAdvisor CRM Advise

GradReady
NEED HELP MANAGING YOUR TUITION, BUDGET OR BILLS?
Check out GradReady!
Start Now!

NEW FEATURE Student Gmail Dashboard
Please select "LUMEmail" in the drop-down to make your student Gmail default, this will then display a **LIVE** snapshot of your student email.
Select--

Tech Support
The Information Technology team provides technical support for Lincoln University networking services, desktop server/applications. The Help Desk is located in Schweich Hall. You can contact the Help Desk by calling 573-342-2200.
Onsite support 8:00am – 5:00 pm
Update Security

Select “Student Planning””

The screenshot shows the LINCOLN Colleague Self-Service portal. At the top, the LINCOLN logo is on the left, and user information (lwash183), Sign out, and Help are on the right. Below the header, a navigation sidebar on the left contains icons for Home, Information, Academic, Financial, and User. The main content area displays a welcome message and a grid of service categories. A red arrow points to the 'Student Planning' category.

LINCOLN | lwash183 | Sign out | Help

Colleague Self-Service TEST

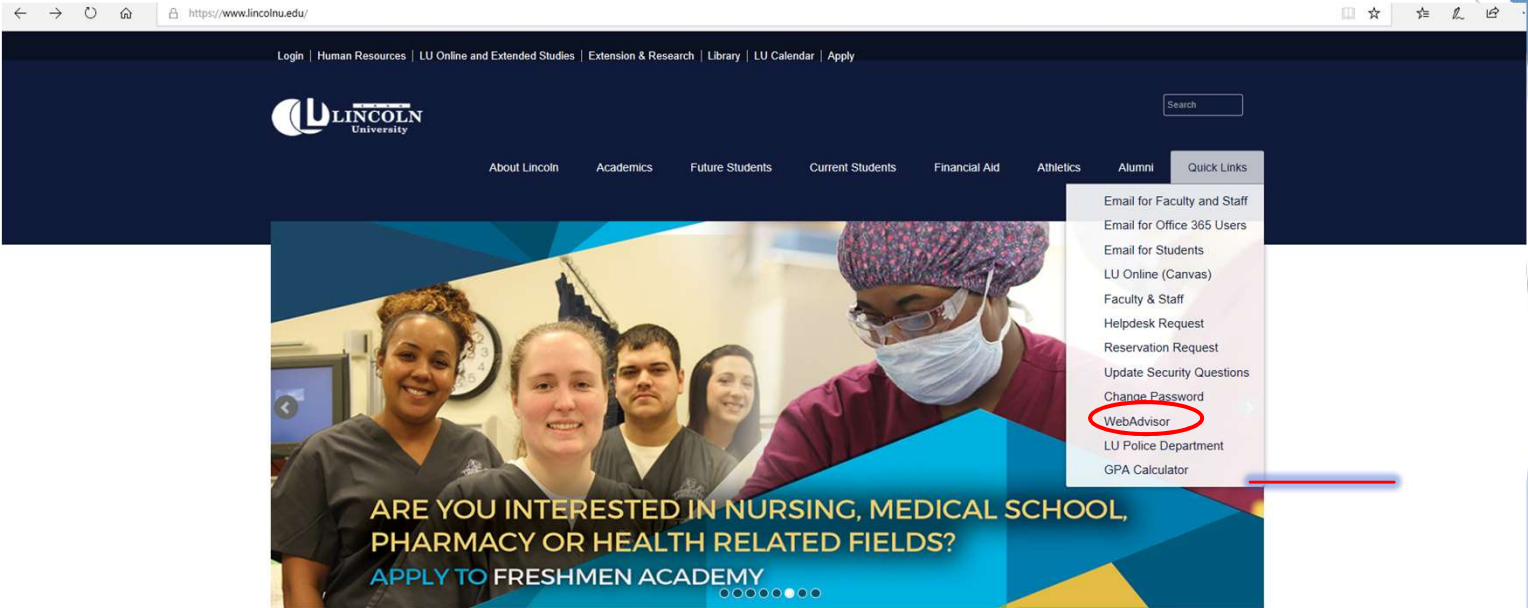
Hello, Welcome to Colleague Self-Service!
Choose a category to get started.

- Student Finance**
Here you can view your latest statement and make a payment online.
- Financial Aid**
Here you can access financial aid data, forms, etc.
- Student Planning** (indicated by a red arrow)
Here you can search for courses, plan your terms, and schedule & register your course sections.
- Advising**
Here you can access your advisees and provide guidance & feedback on their academic planning.
- Tax Information**
Here you can change your consent for e-delivery of tax information.
- Grades**
Here you can view your grades by term.
- Faculty**
Here you can view your active classes and submit grades and waivers for students.

© 2000-2019 Ellucian Company L.P. and its affiliates. All rights reserved. [Privacy](#)

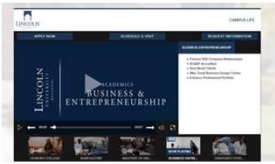
Or Click on “Quick Links”

Locate and Select “WebAdvisor”



This Is Lincoln. Discover Why Lincoln University is Right for You!

VIDEO TOUR



Click on “Students”

The screenshot shows a web browser window with the URL https://lucolwa1.lincolnu.edu/WebAdvisor/WebAdvisor?TYPE=M&PID=CORE-WBMAIN&controllerLanguages=RHINO_JS&viewLanguages=FREEMARKER&TOKENIDX=12345. The page features the LINCOLN logo in the top left and navigation links (CHANGE PASSWORD, LOG OUT, MAIN MENU, CONTACT US) in the top right. A vertical 'main menu' is visible on the left side. A dropdown menu is open on the right, containing three items: Prospective Students (orange), Students (dark blue), and Employees (maroon). A red arrow points to the 'Students' item. The footer includes links for Account Information, I'm new to WebAdvisor, and Change My Password, along with the WebAdvisor 3.2 logo and 'POWERED BY elluciana'.

Under Self Service Click on “Student Planning”

LINCOLN

[CHANGE PASSWORD](#) | [LOG OUT](#) | [MAIN MENU](#) | [STUDENTS MENU](#)

CURRENT STUDENTS - WEBADVISOR FOR STUDENTS MENU

The following links may display confidential information.

User Account

[What's my User ID?](#)
[What's my password?](#)

Financial Information

[Make A Payment/Account Detail](#)
[View My 1098-T Forms](#)
[1098-Electronic Consent](#)
[Name/Place Payment Plan](#)

Financial Aid

[Financial aid status by year](#)
[Financial aid status by term](#)
[Financial aid award letter](#)
[Accept or reject my financial aid awards](#)

Communication

[My Documents](#)
[E-mail My Advisor\(s\)](#)

Registration

[Search for Sections](#)
[Register for Sections](#)
[Register and Drop Sections](#)
[Student Holds](#)

Academic Profile

[Grades](#)
[Grade Point Average by Term](#)
[Academic History Report](#)
[Test Summary](#)
[My Profile](#)
[My class schedule](#)
[Academic History Report](#)
[Academic Early Alerts](#)

Self Service

[Student Planning](#)

